

FIRST IN SHOWSM

PRESENTED BY Qualcomm

Clackamas Academy District Site Specific
Information February 14, 2024

FIRST IN SHOW

PRESENTED BY Qualcomm

MASTER PIECE

CENTERSTAGE

PRESENTED BY Raytheon Technologies

CRESCENDO

PRESENTED BY AAS

schedule



Clackamas District Event Schedule February 29 – March 31, 2024

Competition Schedule

February 29	
5:00PM-8:00 PM	Pits Open
March 1	
8:00AM-11:00AM	Pits Open, Inspections, Field Measurement/Calibration, Practice Rounds
11:00AM-11:15AM	Opening Ceremonies
11:15AM-1:00PM	Qualification Matches
1:00PM-2:00PM	Lunch
2:00PM-7:15PM	Qualification Matches
7:30PM*	Pits Close
March 2	
8:00AM	Pits Open
9:00AM-9:15AM	Opening Ceremonies
9:15AM-11:00AM	Qualification Matches
11:00AM-11:30PM	Alliance Selections
11:30AM-12:30PM	Lunch
12:30PM-3:30PM	Final Rounds & Awards Ceremony
4:00 PM*	Pits Close

**Schedule subject to change. All times are estimated based on flow of rounds.
See Pit Administration table for updated times.*

FIRST IN SHOW

PRESENTED BY Qualcomm

MASTER
PIECE

ENTERSTAGE

PRESENTED BY Roytheon Technologies

CRESCENDO™

PRESENTED BY IMA5

Activity Schedule



Clackamas Academy District Activity Schedule Feb 29 – Mar 2, 2024

Activity Schedule

March 1	
	Menstrual Equity hosted by No host at this time
See schedule on door	Quiet Room hosted by: No host at this time
1:00 PM/beginning of lunch	Sr Photo on the competition Field
2:30 PM	Learn About Peregrine hosted by 2733
End of match play	Alum Photo on the competition field
March 2	
	Menstrual Equity hosted by No host at this time
7:00 AM	Mentor Coffee, (See Pit Admin for room)
See Schedule on door	Quiet Room hosted by: No host at this time
When done with match play	Return Zebra Tags

**Schedule subject to change. All times are estimated based on flow of rounds.
See Pit Administration table for updated times.*

Is a Thursday, Friday, Saturday event

Day 1 is Thursday

Day 2 is Friday

Day 3 is Saturday

To lessen confusion, the rest of this PowerPoint will talk about Day 1, Day 2 and Day 3

Event Specific Information

- General Logistics: Parking/Busses/Food
- Load in / Load Out

Walk through of the event

- Tour of the areas
- Day 1: Inspection Day
- Day 2: Qualifications
- Day 3: Eliminations

District Event RSVP

For each of your district events, we need you to RSVP on

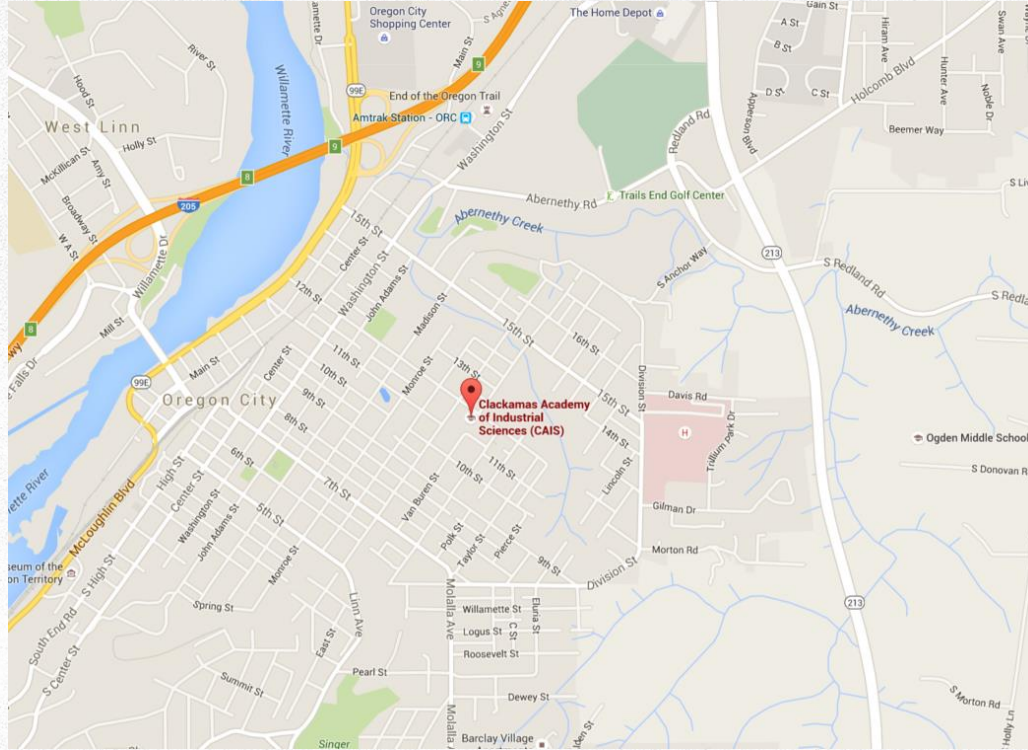
<https://firstwa.org/frc-rsvp/>

On the form, please fill in:

- Which event you are RSVPing for
- The onsite main contact for each team
- We need a contact **mobile phone** number for your team – **Please don't list a school number, you are not at the school when we need to reach you!**
- Tell us if you need a table, or you won't get one!
- Please do this by **Friday, 2-16-24** (if you fill it out after this, you will not be guaranteed a table)

Clackamas Academy of Industrial Science

FIRST IN SHOW
PRESENTED BY
Qualcomm



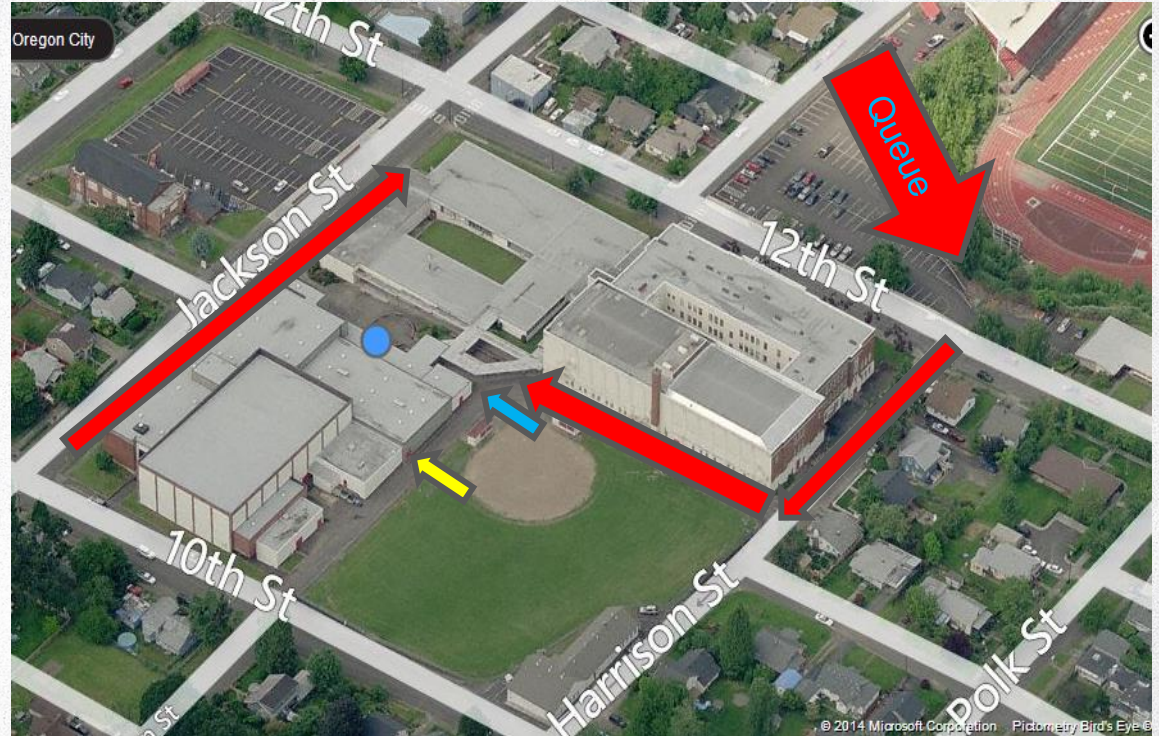
Logistics: Arriving at Jackson Campus

Corner of 10th & Jackson, Oregon City, OR



Directions for loading in Day 1

- Please don't arrive before 4:30 pm Day 1
- Pits won't open until 5pm
- We are setting up the room from 3pm to 5pm



Arrival & Parking Day 2

Please arrive after 8:00 am

Please do not arrive before 8:00 am!

Please do not show up early!

- The school is open, please be respectful of staff and students at the school
- If you show up early, expect to wait outside the building even if the weather is bad

The slide following this one will show you areas you may park

Logistics: Parking

Parking across the street in two lots.

Street parking is available in legal spots. We don't control street parking



Trailer Parking

There is no trailer parking off Jackson

Limited trailer parking in stadium lot off of 12th on first come-first served basis.

Busses will need to find an alternate place to park.

Remember, you are in a residential neighborhood. Do not park trailers in front of people's driveways. Yes, this has been a problem.

Logistics: Bus Drop off

Use curb lane on Jackson (Corner of 10th & Jackson)

There isn't a great spot to park a bus

Your driver will have to make alternate arrangements

Concessions will be open Day 2 and Day 3

- Pizza will be available for purchase at concession stand.

Local places to get food:

- [Jimmy John's](#) 431 Beaver Creek Rd, Oregon City, OR 97045 **please give 24 hr notice**
- [Super Torta](#) 710 Washington St, Oregon City, OR 97045 **please give 24 hr notice**
- [Domino's](#) 956 Molalla Ave, Oregon City, OR 97045 **pickup only!**
- Dairy Queen 613 John Quincy Adams St, Oregon City, OR 97045
- Mike's Drive-in 905 7th St, Oregon City, OR 97045

Bringing Food?

- There isn't a cafeteria. We do also have access to a small room near the gym for lunches. If the weather is nice, there is lots of space outside to eat!
- Please, water only in the gym.
- Bring tailgate food and enjoy a true sporting experience.
 - **Note: please do not plan to use power onsite to heat food or keep it hot. We are using all of the power in the building and your crock pots etc will get unplugged.**
 - **There is not space for teams to set up tables to eat at or dish up from inside. There is some space outside if you would like to set up an area for your students to come get food.**
- There is seating outside – bring your own chairs
- This is an open school, please be respectful

Clean up after yourself

Pit power is limited. We are putting up to 6 teams on a single 20 amp circuit

- Charge your batteries overnight at home / hotel
 - (Remember: 12 rounds may require several batteries)
- No compressors or other large motors
- Limit 400 watts per team, 2400 watts per 6 team Power Alliance
- Lighting should go with low wattage

High school gyms have very little power

- You may NOT use any outlets in the gym
- The game equipment uses all available power
- We will remove and confiscate any equipment from gym outlets until after awards ceremony on Saturday. **You have been warned!**

Safety Glasses

Teams are expected to provide safety glasses for their team members and spectators to use in the pits

We will not be handing out any safety glasses out to teams at this event.

Team Volunteer Requirements

All teams will be required to help staff the safety glass table.

Though we will not be distributing safety glasses this year, we will need 2 people at a table outside the pits checking to be sure anyone entering the pits is wearing safety glasses. Please sign up for a slot when you check-in your team.

Other event volunteer opportunities include Practice Field staff, field reset, queueing, ambassadors.

Additional Volunteer Needs

We are still looking for volunteers for this event:

We need about 3-5 judges for this event.

If you are a veteran coach, please consider signing up to be a robot inspector. Many hands make light work & we want to get teams through inspection quickly and efficiently

We still need several field resetters, so have your students get into the system if they are interested in volunteering for field reset!

Schedule Overview: Whole Event

Day 1:

- Load in and inspection

Day 2:

- Inspection,
- Driver & Coaches Meeting will be at 8:30 am **This is a change! Keep in mind inspection AND judging is also happening at this time so plan accordingly.**
- Practice matches
- Qualification Matches

Day 3 AM:

- Qualification Matches

Day 3 PM:

- Final Rounds / Team Departures

Follow instructions from onsite staff.

You may NOT park in the loading area. The driver MUST stay with the vehicle. Drop it and park in designated area. Staff your unload team appropriately to make this happen.

Bring a cart! You will need a cart with at least 3" diameter wheels. Our cable protection bumps are 2" in height. We recommend 4" or larger wheels.

Load in day is not final build day, your goal is to pass inspection Day 2 morning!

FIRST IN SHOW

PRESENTED BY Qualcomm



PRESENTED BY Roytheon Technologies



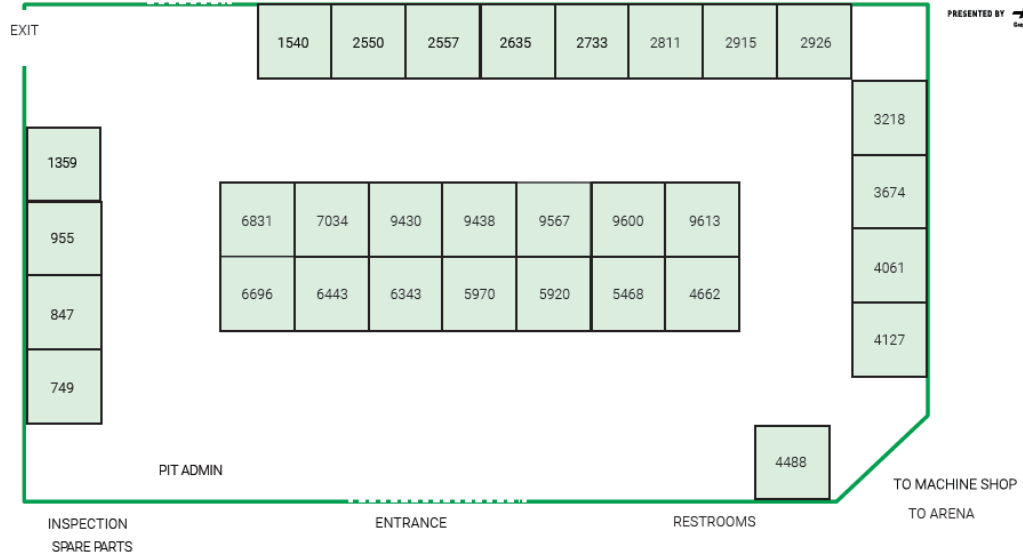
PRESENTED BY IMA5



2024 PNW FIRST® ROBOTICS EVENT CLACKAMAS ACADEMY DISTRICT



PRESENTED BY IMA5
OneStar Products



Team #	Team Name	School/Organization	City	State	Team #	Team Name	School/Organization	City	State
1	749 Raider Robotics	Crescent Valley High School	Corvallis	OR	17	4488 Shockwave	Glencoe High School	Hillsboro	OR
2	847 PHRED	Philomath High School	Philomath	OR	18	4662 Byte Sized Robotics	Scappoose MS, Scappoose HS	Scappoose	OR
3	955 CV Robotics	Crescent Valley High School	Corvallis	OR	19	5468 Chaos Theory	Summit High School	Bend	OR
4	1359 Scalawags	Venture Crew 308	Lebanon	OR	20	5920 VIKotics	Garfield School, Palouse School	Palouse	WA
5	1540 Flaming Chickens	Cattin Gabel School	Portland	OR	21	5970 Beavertronics	Beaverton High School	Beaverton	OR
6	2550 Skynet	Oregon City HS, Clackamas Acad-Industrial Sci	Oregon City	OR	22	6343 Steel Ridge Robotics	Ridgefield High School	Ridgefield	WA
7	2557 SOTAbots	Tacoma School of the Arts, Science & Math Institute, Industrial Design Engineering and Art HS	Tacoma	WA	23	6443 AEMBOT	Liberty High School	Hillsboro	OR
8	2635 Lake Monsters	Lake Oswego HS, Lakeridge HS	Lake Oswego	OR	24	6696 Cardinal Dynamics	Corbett High School	Corbett	OR
9	2733 Pigmice	Cleveland High School	Portland	OR	25	6831 A-05 Annex	Hood River Valley High School	Hood River	OR
10	2811 StormBots	Skyview High School	Vancouver	WA	26	7034 2B Determined	West Linn High School	West Linn	OR
11	2915 Pandamonium	Riverdale High School	Portland	OR	27	9430 CTEC Robotics	Career Technical Education Ctr	Salem	OR
12	2926 Robo Sparks	Wapato Senior High School	Wapato	WA	28	9438 Leopard Robotics	Cove School	Cove	OR
13	3218 Panther Robotics	Bonney Lake high school	Bonney Lake	WA	29	9567 Storm Breakers	Skyview High School	Vancouver	WA
14	3674 CloverBots	Cam Academy, Family/Community	Battle Ground	WA	30	9600 X-Flare Robotics	Elkton High School	Elkton	OR
15	4061 SciBorgs	4H P.A.R.T.	Pullman	WA	31	9613 Kennewick	Kennewick High School	Kennewick	WA
16	4127 LoggerBots	Vernonia HS, Vernonia MS	Vernonia	OR					

Map reference only, not drawn to scale

Wheel requirements for carts, boxes, and anything rolling

Our venues will have power cord covers (aka Yellow Jackets)

- Our yellow jackets are 2" tall

Your FRC robot cart **MUST** have > 3" diameter wheels

- Wheels must be in good working order. No damaged or stuck wheels. Soft rubber. No hard plastic or steel tread wheels.
- Maximum weight for your carts, tool boxes, etc will be 50 lbs per inch of wheel size (1 cart, 4 x 3" wheels, 600lbs max)

Under no circumstances will we allow wheels less than 3" in diameter on ANY equipment / boxes / carts

- Very high likelihood of damage to floors
- You won't clear our cable management equipment

All wheels must be non marking rubber or synthetic wheels

- No steel wheels. No sharp wheels.

Who to bring Day 1

You really want your drivers and core robot builders and mentors Day 1.

Depending on your teams logistics, you might consider having a partial team Day 1 and the whole team Day's 2 & 3.

Day 1 is NOT a good spectator day

- It is ALL in the pits Day 1.

Day 1: Inspection Process: 5PM

Inspection involves 4 steps

- Size and weigh-in at the inspection station
- Control system inspection at the CSA station
- Physical robot inspection at your pit starting 5PM
- Connection to the field controller at least once by Day 2 morning
 - Our goal is for you to be able to connect Day 1 night if you are ready.

Inspectors are your friend! Inspectors are here to help get you on the field safely and fairly. They will help you pass inspection.

Starting the inspection process

You may enter the weight / size line at any time after 5PM Day 1.

After weight and size, stop at the CSA desk for the control software check.

You may sign up at the Inspection desk for an in-pit inspection appointment starting at 5 PM. We invite you to sign up early.

It is rare for a robot to pass inspection on the first attempt. It is an iterative process.

PLEASE: Get inspected early, even if you are not ready. You might have an issue that takes time to fix.

All teams must connect to field as part of inspection.

You **MUST** pass inspection to earn qualifying points.

WPA Key Assignment

Your robot radio (WPA Key) must be reprogrammed at each event you attend.

This is required to connect & compete at the field.

A kiosk (with instructions) is provided for you to program your radio.

- The kiosk will be located at inspection or pit admin

Day 1 is not the final build day. It is pass inspection day!

Do not be bashful about asking for help. We have all been there before.

What you should bring to check in

Team Rosters with all your STIMS information to **EACH** of your events (including handwritten consent forms for anyone not listed on your TIMS roster) – The expectation is that your students/mentors have registered online, please only bring printed rosters for those who absolutely can't get registered online

All cords should be labeled with your team number on BOTH ends so we can figure out what plugs in where.

You **MUST BRING YOUR OWN SAFETY GLASSES**

- For your entire team, parents, mentors and **visitors**
- We will not have safety glasses on site for participants or spectators

Bring Spare Parts

Please consider bringing unused sensors, motors, control units, and hardware for loan to other teams.

Because this is week 1, many teams may not quite be done with their robot. Please look around and if you see a team in need, take time to help get their robot ready to compete!

End of Day 1

The pits close at 8:00PM on Day 1.

You **MUST BE OUT OF THE BUILDING** before 8:00PM.

We dislike doing it, but we will come lead you out of the building starting at 7:55PM. No exceptions.

Day 2 morning is for Inspections

Your primary goal for Day 2 morning is to get your robot to pass inspection.

This is a short and intense activity. Preparation is the key to making it a good day.

Asking for help is a good thing. Providing another team help is the highest honor in *FIRST*. Don't be bashful.

Teams with lower numbers have experience

Drivers Meeting at 8:30 am Day 2

- The Drivers Meeting is scheduled for 8:30 pm Day 2
- From what we understand, as of right now Q & A will be handled a like last year
 - Pit Admin will have a paper Q & A forms
 - Team members can fill out the form with their questions and turn them in at Pit Admin
 - The deadline to turn in forms is **prior to pits closing Day 1**
 - Forms turned in on Day 2 may not be addressed at the drivers meeting
 - **Remember, judging and inspection are both happening during the morning as well. Make sure you have students in your pits.**

Practice Rounds: Day 2 morning

Practice matches are scheduled, and will run Day 2 according to the schedule the FTA's put together

You have to pass inspection to run a practice match.

It is very common for teams not to be ready for their scheduled match in the mornings. We will accept teams on a first come/first served basis who wish to take an unscheduled practice round. Check in with the Lead Queuer to get on the list.

Priority will always be given to teams scheduled and/or teams who have not been on the field at least once. Be gracious and professional if you get bumped for a higher priority team.

Connecting to the field: The Final Step

If you run a practice match during Day 2 morning, the field computer will remember that as your last step of the inspection process.

If you are unable to make a practice match, we are going to ask you to take your robot and control system out to the field for a quick 5 minute test to ensure your system can connect to the field. Your robot will not be on the field, we will simply connect it to the field while sitting on your cart.

THIS IS A MANDATORY STEP!

Many simple issues are solved by doing this that would otherwise cause you problems when it really counts!

Machine Shop Open: Day 2

We have a volunteer machine shop onsite to help you fabricate replacement parts.

The shop has small mills, lathes, and various other tools.

ONLY AUTHORIZED MACHINE SHOP VOLUNTEERS MAY USE THESE TOOLS!

We have excellent volunteer machinists. However, there are limits to what they can do for your team.

We **may** have a TIG welder

The machine shop has request forms for your team. It will be located near the loading ramp on the arena floor.

In general, the machine shop will NOT loan you tools.

Day 3: Load Out

No parking in load out area.

Load out during playoff rounds on Day 3 is fine

Reminder, if you have agreed to be a backup robot, you should wait to load out so you can be prepared to compete if needed.

Quiet Room, Menstrual Equity & Workshops



Menstrual Equity Host: We are still looking for a Menstrual Equity host at this event. If you are interested in being a host, email: 2980m.e@gmail.com

Gender Neutral Bathrooms are located in the Machine Shop area

Quiet Room Host: We do not have a quiet room host for this event. If you are interested in signing up to be a host, please fill out this form:

<https://app.smartsheet.com/b/form/38cb359f243c45c59b8796b0a6ded2a5>

Workshops:

- Learn about Peregrine hosted by 2733

Learn about Peregrine!

Join team 2733 as we introduce you to the future of FRC scouting. Peregrine handles all the computation and aggregates data from multiple teams. Practice using the app and get set up today!



Mentor Coffee – New this year!

We are endeavoring to host a mentor coffee at our District events this season to celebrate all of you!

At Clackamas: Tim Bennington Davis will be hosting a mentor coffee at 7:00 am on Saturday, March 2nd

This is an opportunity for adult mentors to get together to chat, collaborate & socialize. We would love to see mentors from all teams in attendance at this event!

Note: Students will still not be allowed inside the building until 8:00 am Sunday. Please plan accordingly for your students.

Queueing App (Nexus)

We will be the queueing app at our events this year. We are hoping that it makes queueing easier both for teams and volunteers.

Note: **This does not replace the queueing volunteers. If a volunteer is asking you to queue, follow their direction please.**

With the queueing app, you will be able to:

- Set up notifications for up to people
- Set up notifications for 1 channel (slack or discord)
- Anyone can look on their phone to see who is being queued

Queueing App (Nexus)

You will receive a QR code in your check in packet that will help you set up the team members to be notified.

Note: This is not an official FIRST app and we do not guarantee that it is accurate but hope as our queueing team gets comfortable with the app, it will be a helpful tool to teams. If a queuer comes to get you in your pit, please follow their instructions.

Our events will all culminate in playoff rounds where the top 8 teams select 2 alliance partners. 24 teams will compete in the playoff rounds.

If you are not chosen for an alliance, please stick around in the “alliance selection area” for a few moments. A referee will be coming around with a form asking if you can/will stay to be a back up.

- Please be prepared to answer this question in the event you are not picked for an alliance
- IF you sign the form stating you will stay you need to commit to staying. If you leave, you may be depriving one of the competing teams of a 3rd alliance partner in the event they need a back up. If you are gone, they will **NOT** go to the next team in line.
- Be sure you understand your ranking at the end of alliance selection and are prepared to compete!
- This season, the back up rules have changed. Make sure you understand what the rules are prior to your event.

FIRST IN SHOW

PRESENTED BY Qualcomm

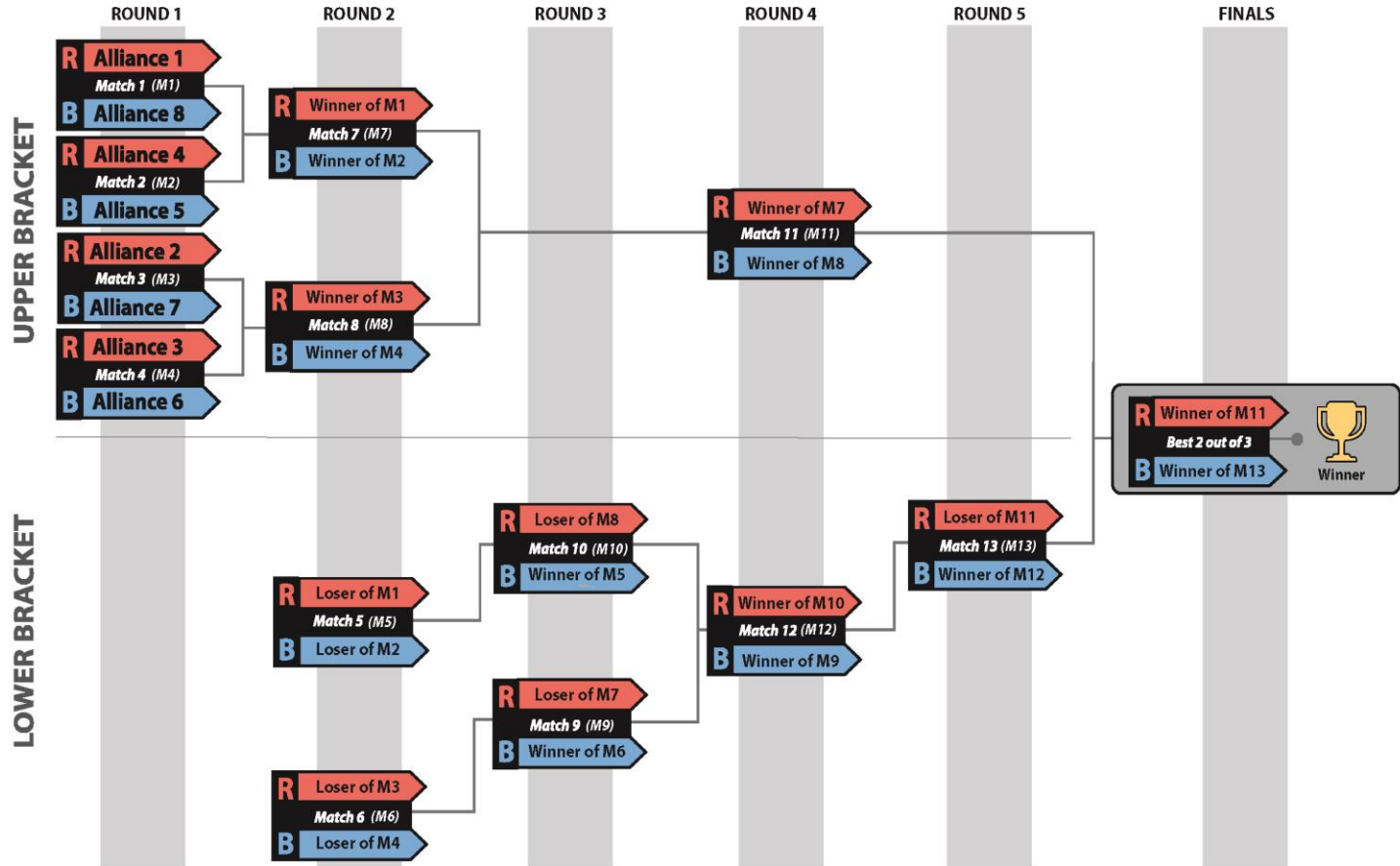


PRESENTED BY Raytheon Technologies



PRESENTED BY AAAS

Double Elimination Bracket



Round	MATCH	Upper/ Lower	Gap (min)				Next MATCH (MATCH # (ALLIANCE color))	
			Blue	Red	Blue	Red	Winner	Loser
1	1	Upper	8	1			M7 (R)	M5 (R)
	2	Upper	5	4			M7 (B)	M5 (B)
	3	Upper	7	2			M8 (R)	M6 (R)
	4	Upper	6	3			M8 (B)	M6 (B)
2	5	Lower	L2	L1	0:24	0:33	M10 (B)	
	6	Lower	L4	L3	0:15	0:24	M9 (B)	
	7	Upper	W2	W1	0:42	0:51	M11 (R)	M9 (R)
	8	Upper	W4	W3	0:33	0:42	M11 (B)	M10 (R)
3	9	Lower	W6	L7	0:24	0:15	M12 (B)	
	10	Lower	W5	L8	0:42	0:15	M12 (R)	
6-minute break								
4	11	Upper	W8	W7	0:27	0:36	M14 (R)	M13 (R)
	12	Lower	W9	W10	0:27	0:18	M13 (B)	
15-minute awards break: Imagery, Gracious Professionalism, Team Spirit, and Rookie Inspiration								
5	13	Lower	W12	L11	0:18	0:27	M14 (B)	
15-minute awards break: Autonomous, Creativity, Quality, and Industrial Design								
Finals	14		W13	W11	0:18	0:48	M15	M15
15-minute awards break: Innovation in Control, Excellence in Engineering, Team Sustainability, Judges								
Finals	15		W13	W11	0:18	0:18	M16*	M16*
15-minute awards break: Rookie All Star, Dean's List, Engineering Inspiration**								
Finals	16*		W13	W11	0:18	0:18		
Awards: Remaining awards, Finalists, Winners, and FIRST Impact Award								

During the quarter & semi final rounds

- There is a upper bracket and a lower bracket so you will not play the same team in every match
- You are still out after 2 losses
- There no more time outs
- There is only one 6 minute break prior to the awards breaks
- Match cycle times will be slower than the qualification rounds

During the finals rounds

- This round is the best 2 out of 3 (Does not matter if you have a loss from the quarter or semi final rounds)
- There are 15 minute breaks between each round
- We will hand out awards during the 15 minute breaks
 - There may be times when the awards take longer than 15 minutes, however, **the expectation is that your team will be prepared to take the field at the end of 15 minutes.**

Thanks for viewing

You can contact acollins@firstwa.org with additional questions

These slides will be posted on the Clackamas Academy event page on firstwa.org