

FIRST IN SHOWSM

PRESENTED BY Qualcomm

Glacier Peak District Site Specific
Information February 14, 2024

FIRST IN SHOW

PRESENTED BY Qualcomm



PRESENTED BY Raytheon Technologies



PRESENTED BY IMA5

schedule



Glacier Peak District Event Schedule March 1 – March 3

Competition Schedule

Competition Schedule	
March 1	
5:00PM-8:00 PM	Pits Open
March 2	
8:00AM-11:00AM	Pits Open, Inspections, Field Measurement/Calibration, Practice Rounds
11:00AM-11:15AM	Opening Ceremonies
11:15AM-1:00PM	Qualification Matches
1:00PM-2:00PM	Lunch
2:00PM-8:00PM	Qualification Matches
8:15PM*	Pits Close
March 3	
8:00AM	Pits Open
9:00AM-9:15AM	Opening Ceremonies
9:15AM-11:00AM	Qualification Matches
11:00AM-11:30PM	Alliance Selections
11:30AM-12:30PM	Lunch
12:30PM-3:30PM	Final Rounds & Awards Ceremony
4:00 PM*	Pits Close

**Schedule subject to change. All times are estimated based on flow of rounds.
See Pit Administration table for updated times.*

FIRST IN SHOW

PRESENTED BY Qualcomm

MASTER PIECE

CENTERSTAGE

PRESENTED BY Raytheon Technologies

CRESCENDO™

PRESENTED BY IMA5

Activity Schedule



Glacier Peak District Activity Schedule March 1-3, 2024

Activity Schedule

March 2	
	Menstrual Equity Host 4450
8:30 AM	Drivers Meeting
See schedule on door	Quiet Room Need Host
11:45 AM – 12:45 PM	Women and Non-binary individuals in STEAM hosted by 9036
1:00 PM	Sr Photo on the competition field
2:30 – 3:30 PM	Advocacy workshop hosted by 2412
4:00 – 5:00 PM	Bellevue Alliance Workshop hosted by the Bellevue Alliance (492, 948, 949, 1899, 2412, 7461, 9036)
End of Matches	Alum Photo on the competition field
March 3	
	Menstrual Equity Host 4450
7:00 AM	Mentor Coffee (See pit admin for details as to where the coffee will be held)
See schedule on door	Quiet Room Need Host
When done with match play	Return Zebra Tags

**Schedule subject to change. All times are estimated based on flow of rounds.
See Pit Administration table for updated times.*

Is a, Friday, Saturday, Sunday event

Day 1 is Friday

Day 2 is Saturday

Day 3 is Sunday

To lessen confusion, the rest of this PowerPoint will talk about Day 1, Day 2 and Day 3

Event Specific Information

- General Logistics: Parking/Busses/Food
- Load in / Load Out

Walk through of the event

- Tour of the areas
- Day 1: Inspection Day
- Day 2: Qualifications
- Day 3: Eliminations

District Event RSVP

For each of your district events, we need you to RSVP on

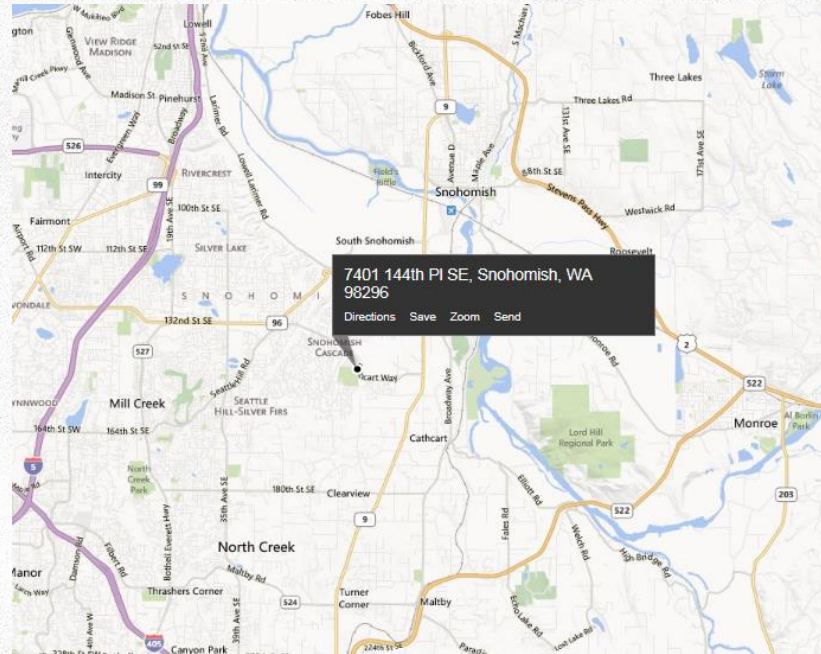
<https://firstwa.org/frc-rsvp/>

On the form, please fill in:

- Which event you are RSVPing for
- The onsite main contact for each team
- We need a contact **mobile phone** number for your team – **Please don't list a school number, you are not at the school when we need to reach you!**
- Tell us if you need a table, or you won't get one!
- Please do this by **Friday, 2-16-24** (if you fill it out after this, you will not be guaranteed a table)

Glacier Peak District Event

7401 144th PI SE Snohomish WA 98296



Logistics: Arriving at Glacier Peak

7401 144th Pl Se Snohomish WA 98296



FIRST IN SHOW

PRESENTED BY Qualcomm

**MASTER
PIECE**

CENTERSTAGE

PRESENTED BY Roytheon Technologies

CRESCENDO

PRESENTED BY AAS

Trailer Parking.
There is no
security overnight.

Van/Truck
load in area



Please don't arrive
before 4:30 pm Day 1

Pits won't open until
5pm

We are setting up the
room from 3pm to 5pm

Trailer unload area.
Please unload and
move trailer to
parking lot to the
west

Arrival & Parking Day 2

Please arrive after 8:00 am

Please do not arrive before 8:00 am!

Please do not show up early!

- If you show up early, expect to wait outside the building even if the weather is bad

Logistics: Parking

Parking in school lots OK.

There is no really good bus parking. Your driver needs to make arrangements



There is no trailer parking for you on Saturday

- There is no security
- We will not be responsible for anyone's trailers

You may park with a trailer on Sunday

Concessions will be open Fri, Sat and Sun

- Pre-order pizza will be available at the event
- Please bring small change for concessions
- Can do CC transactions with \$5 min

Bringing Food?

- You may bring food into the venue
- Clean up after yourself

FIRST IN SHOW

PRESENTED BY Qualcomm

You can find the link to this form on the Glacier Peak event page on firstwa.org

Concessions will be available Friday, Saturday, and Sunday. Most items will sell for \$1.00, \$2.00 or \$3.00. Items for sale will include Muffins, Doughnuts, Chips, Cookies, Coffee, Hot Chocolate, Hot Tea, Hot Cider, Soda, Water, Gatorade, Fruit, and other items.

AGAIN THIS YEAR, WE WILL BE ACCEPTING CREDIT CARDS AT THE CONCESSION STAND. \$5 MINIMUM PURCHASE WHEN USING CREDIT CARDS.

We have a proud connection to our local Garlic Jim's pizza and will be offering to sell their pizza for team lunches. Below is an order form to use for purchasing team pizza. Please have the order forms and payment turned in no later than 9:30am at the concession stand to order pizza. We are not able to do Pre-Event lunch ordering. Pizzas will be delivered to Glacier Peak at lunch time. Team pizza orders can be made by check or cash, or credit cards. We will also have order forms at the team check in desk and the concession stand.

Pizza Order Form

Please fill out form completely and return it to the concession stand
NO LATER THAN 9:30am.

Team # _____

Type of Pizza	# of Pizzas	Cost of Each	Total cost of each Type
Pepperoni		x \$20.00	
Sausage		x \$20.00	
Cheese		x \$20.00	
		Total Cost	

Proudly Serving



Payment must be made when ordering Pizza. Make checks payable to Glacier Peak Robotics.

CENTERSTAGE

PRESENTED BY Roytheon Technologies

CRESCENDO

PRESENTED BY AAS

Pit power is limited. We are putting up to 6 teams on a single 20 amp circuit

- Charge your batteries overnight at home / hotel
 - (Remember: 12 rounds may require several batteries)
- No compressors or other large motors
- Limit 400 watts per team, 2400 watts per 6 team Power Alliance
- Lighting should go with low wattage

High school gyms have very little power

- You may NOT use any outlets in the gym
- The game equipment uses all available power
- We will remove and confiscate any equipment from gym outlets until after awards ceremony on Saturday. **You have been warned!**

Safety Glasses

Teams are expected to provide safety glasses for their team members and spectators to use in the pits

We will not be handing out any safety glasses out to teams at this event.

Team Volunteer Requirements

All teams will be required to help staff the safety glass table.

Though we will not be distributing safety glasses this year, we will need 2 people at a table outside the pits checking to be sure anyone entering the pits is wearing safety glasses. Please sign up for a slot when you check-in your team.

Other event volunteer opportunities include Practice Field staff, field reset, queueing, ambassadors.

Schedule Overview: Whole Event

Day 1:

- Load in and inspection

Day 2:

- Inspection,
- Driver & Coaches Meeting will be at 8:30 am **This is a change! Keep in mind inspection AND judging is also happening at this time so plan accordingly.**
- Practice matches
- Qualification Matches

Day 3 AM:

- Qualification Matches

Day 3 PM:

- Final Rounds / Team Departures

Follow instructions from onsite staff.

You may NOT park in the loading area. The driver MUST stay with the vehicle. Drop it and park in designated area. Staff your unload team appropriately to make this happen.

Bring a cart! You will need a cart with at least 3" diameter wheels. Our cable protection bumps are 2" in height. We recommend 4" or larger wheels.

Load in day is not final build day, your goal is to pass inspection Day 2 morning!

FIRST IN SHOW

PRESENTED BY Qualcomm

MASTER PIECE

MAIN STAGE

PRESENTED BY Roytheon Technologies

CRESCENDO

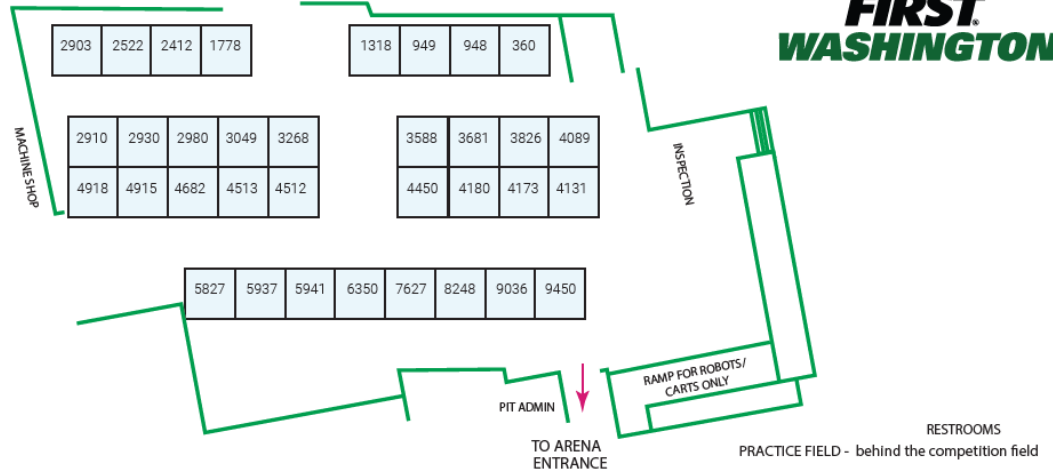
PRESENTED BY IMA5

2024 PNW FIRST® ROBOTICS EVENT GLACIER PEAK DISTRICT

CRESCENDO

PRESENTED BY IMA5

FIRST WASHINGTON



Map reference only, not drawn to scale

Team #	Team Name	School/Organization	City	State	Team #	Team Name	School/Organization	City	State
1	360	The Revolution	Bellarmine Preparatory School	Tacoma	18	4131	Iron Patriots	Liberty High School	Renton
2	948	NRG (Newport Robotics Group)	Newport High School	Bellevue	19	4173	IMVERT	Mt Vernon High School	Mount Vernon
3	949	Wolverine Robotics	Bellevue High School	Bellevue	20	4180	Iron Riders	Roosevelt High School	Seattle
4	1318	Issaquah Robotics Society	Issaquah High School	Issaquah	21	4450	Olympia Robotics Federation	Capital HS, Olympia HS, Avanti HS	Olympia
5	1778	Chill Out	Mountlake Terrace High School	Mountlake Terrace	22	4512	Otter Chaos	Cascade High School	Everett
6	2412	Robototes	Bellevue	Bellevue	23	4513	Circuit Breakers	Medical Lake High School	Medical Lake
7	2522	Royal Robotics	Lynnwood High School	Bothell	24	4682	CyBears	Bishop Blanchet High School	Seattle
8	2903	NeoBots	Arlington High School	Arlington	25	4915	Spartronics	Bainbridge High School	Bainbridge Island
9	2910	Jack in the Bot	Henry M Jackson High School	Mill Creek	26	4918	The Roboctop i	Port Townsend High School	Port Townsend
10	2930	Sonic Squirrels	Snohomish HS, Glacier Peak HS	Snohomish	27	5827	Code Purple	Lake Washington HS	Kirkland
11	2980	Whidbey Island Wildcats	Oak Harbor High School	Oak Harbor	28	5937	MI Robotics	Mercer Island HS	Mercer Island
12	3049	BremerTron	Bremerton High School	Bremerton	29	5941	Cast Iron Orcas	Everett High School	Everett
13	3268	Valhallabots	Inglemoor Senior High School	Kenmore	30	6350	Clawbots	Enumclaw High School	Enumclaw
14	3588	the Talon	Charles a Lindbergh High Sch	Renton	31	7627	Bearcat Robotics	Monroe High School	Monroe
15	3681	Robo-Raiders	Nathan Hale High School	Seattle	32	8248	ChainLynx	Lincoln High School	Seattle
16	3826	Sequim Robotics Federation SRF	Sequim High School	Sequim	33	9036	Ramen Robotics	Bellevue Big Picture School	Bellevue
17	4089	Stealth Robotics	Cedarcrest High School	Duvall	34	9450	Velocity Raptors	Woodinville High School	Woodinville

Wheel requirements for carts, boxes, and anything rolling

Our venues will have power cord covers (aka Yellow Jackets)

- Our yellow jackets are 2" tall

Your FRC robot cart **MUST** have > 3" diameter wheels

- Wheels must be in good working order. No damaged or stuck wheels. Soft rubber. No hard plastic or steel tread wheels.
- Maximum weight for your carts, tool boxes, etc will be 50 lbs per inch of wheel size (1 cart, 4 x 3" wheels, 600lbs max)

Under no circumstances will we allow wheels less than 3" in diameter on ANY equipment / boxes / carts

- Very high likelihood of damage to floors
- You won't clear our cable management equipment

All wheels must be non marking rubber or synthetic wheels

- No steel wheels. No sharp wheels.

Who to bring Day 1

You really want your drivers and core robot builders and mentors Day 1.

Depending on your teams logistics, you might consider having a partial team Day 1 and the whole team Day's 2 & 3.

Day 1 is NOT a good spectator day

- It is ALL in the pits Day 1.

Day 1: Inspection Process: 5PM

Inspection involves 4 steps

- Size and weigh-in at the inspection station
- Control system inspection at the CSA station
- Physical robot inspection at your pit starting 5PM
- Connection to the field controller at least once by Day 2 morning
 - Our goal is for you to be able to connect Day 1 night if you are ready.

Inspectors are your friend! Inspectors are here to help get you on the field safely and fairly. They will help you pass inspection.

Starting the inspection process

You may enter the weight / size line at any time after 5PM Day 1.

After weight and size, stop at the CSA desk for the control software check.

You may sign up at the Inspection desk for an in-pit inspection appointment starting at 5 PM. We invite you to sign up early.

It is rare for a robot to pass inspection on the first attempt. It is an iterative process.

PLEASE: Get inspected early, even if you are not ready. You might have an issue that takes time to fix.

All teams must connect to field as part of inspection.

You **MUST** pass inspection to earn qualifying points.

WPA Key Assignment

Your robot radio (WPA Key) must be reprogrammed at each event you attend.

This is required to connect & compete at the field.

A kiosk (with instructions) is provided for you to program your radio.

- The kiosk will be located at inspection or pit admin

Day 1 is not the final build day. It is pass inspection day!

Do not be bashful about asking for help. We have all been there before.

What you should bring to check in

Team Rosters with all your STIMS information to **EACH** of your events (including handwritten consent forms for anyone not listed on your TIMS roster) – The expectation is that your students/mentors have registered online, please only bring printed rosters for those who absolutely can't get registered online

All cords should be labeled with your team number on BOTH ends so we can figure out what plugs in where.

You **MUST BRING YOUR OWN SAFETY GLASSES**

- For your entire team, parents, mentors and **visitors**
- We will not have safety glasses on site for participants or spectators

Bring Spare Parts

Please consider bringing unused sensors, motors, control units, and hardware for loan to other teams.

Because this is week 1, many teams may not quite be done with their robot. Please look around and if you see a team in need, take time to help get their robot ready to compete!

End of Day 1

The pits close at 8:00PM on Day 1.

You **MUST BE OUT OF THE BUILDING** before 8:00PM.

We dislike doing it, but we will come lead you out of the building starting at 7:55PM. No exceptions.

Day 2 morning is for Inspections

Your primary goal for Day 2 morning is to get your robot to pass inspection.

This is a short and intense activity. Preparation is the key to making it a good day.

Asking for help is a good thing. Providing another team help is the highest honor in *FIRST*. Don't be bashful.

Teams with lower numbers have experience

Drivers Meeting at 8:30 am Day 2

- The Drivers Meeting is scheduled for 8:30 pm Day 2
- From what we understand, as of right now Q & A will be handled a like last year
 - Pit Admin will have a paper Q & A forms
 - Team members can fill out the form with their questions and turn them in at Pit Admin
 - The deadline to turn in forms is **prior to pits closing Day 1**
 - Forms turned in on Day 2 may not be addressed at the drivers meeting
 - **Remember, judging and inspection are both happening during the morning as well. Make sure you have students in your pits.**

Practice Rounds: Day 2 morning

Practice matches are scheduled, and will run Day 2 according to the schedule the FTA's put together

You have to pass inspection to run a practice match.

It is very common for teams not to be ready for their scheduled match in the mornings. We will accept teams on a first come/first served basis who wish to take an unscheduled practice round. Check in with the Lead Queuer to get on the list.

Priority will always be given to teams scheduled and/or teams who have not been on the field at least once. Be gracious and professional if you get bumped for a higher priority team.

Connecting to the field: The Final Step

If you run a practice match during Day 2 morning, the field computer will remember that as your last step of the inspection process.

If you are unable to make a practice match, we are going to ask you to take your robot and control system out to the field for a quick 5 minute test to ensure your system can connect to the field. Your robot will not be on the field, we will simply connect it to the field while sitting on your cart.

THIS IS A MANDATORY STEP!

Many simple issues are solved by doing this that would otherwise cause you problems when it really counts!

Machine Shop Open: Day 2

We have a volunteer machine shop onsite to help you fabricate replacement parts.

The shop has small mills, lathes, and various other tools.

ONLY AUTHORIZED MACHINE SHOP VOLUNTEERS MAY USE THESE TOOLS!

We have excellent volunteer machinists. However, there are limits to what they can do for your team.

We **may** have a TIG welder

The machine shop has request forms for your team. It will be located near the loading ramp on the arena floor.

In general, the machine shop will NOT loan you tools.

Day 3: Load Out

No parking in load out area.

Load out during playoff rounds on Day 3 is fine

Reminder, if you have agreed to be a backup robot, you should wait to load out so you can be prepared to compete if needed.

Menstrual Equity Host: 4450 will be the menstrual equity host for this event

Gender Neutral Bathrooms: See Pit Admin to find out the location of the Gender Neutral Bathrooms

Quiet Room Host: We do not have a host for this event.

Workshops:

- Women and Non-binary individuals in STEAM hosted by 9036
- Advocacy workshop hosted by 2412
- Bellevue Alliance Workshop hosted by 492, 948, 949, 1899, 2412, 7461, 9036

FIRST IN SHOW

PRESENTED BY Qualcomm

MASTER PIECE

CENTERSTAGE

PRESENTED BY Raytheon Technologies

CRESCENDO

PRESENTED BY AAS

WOMEN AND NON-BINARY INDIVIDUALS IN STEAM



RAMEN ROBOTICS WINS INITIATIVE WORKSHOP

The Women and Nonbinary Individuals in STEAM (WINS) Initiative focuses on increasing awareness of the gender divide, increasing women and nonbinary membership in Ramen Robotics and other FRC teams, and creating a space for women and nonbinary individuals to feel comfortable and supported in STEAM spaces. We want to promote gender equality in robotics teams. Our workshop will include gender bias training and will also provide a safe space for women and nonbinary individuals to learn about STEAM.

RSVP HERE:



CONTACT:

macdonaldh@bsd405.org
ramenrobotics0@gmail.com

WEEK 1 GLACIER PEAK

WEEK 4 ANNA TISH



ROBOTOTES.COM



Robototes present...

Advocacy Workshop!

an interactive presentation with strategies and advice to advocate for STEM education and team needs (funding, club space, STEM credit, etc.) brought to you by Team 2412, the Robototes, who have held several previous advocacy conferences and used these strategies to testify in favor of multiple bills

includes:

- presentation and writing tips
- how to identify and build asks
- overview of US and WA government
- tips and advice from district board members and congressmen

Contact

@ROBOTOTES

REDIET.TASSEW@ROBOTOTES.COM





Bellevue Alliance Workshop

Learn the essentials of alliance-making and how you can support your local FIRST community through alliances!

Discuss the potential of forming alliances in a collaborative space with other teams!

Hosted by teams:

492 (Titan Robotics Club)

948 (Newport Robotics Group)

949 (Wolverine Robotics)

1899 (Saints Robotics)

2412 (Robototes)

7461 (Sushi Squad)

9036 (Ramen Robotics)



Mentor Coffee – New this year!

We are endeavoring to host a mentor coffee at our District events this season to celebrate all of you!

At Glacier Peak: Che Edoga will be hosting a mentor coffee at 7:00 am on Sunday, March 3rd

This is an opportunity for adult mentors to get together to chat, collaborate & socialize. We would love to see mentors from all teams in attendance at this event!

Note: Students will still not be allowed inside the building until 8:00 am Sunday. Please plan accordingly for your students.

Queueing App (Nexus)

We will be the queueing app at our events this year. We are hoping that it makes queueing easier both for teams and volunteers.

Note: **This does not replace the queueing volunteers. If a volunteer is asking you to queue, follow their direction please.**

With the queueing app, you will be able to:

- Set up notifications for up to people
- Set up notifications for 1 channel (slack or discord)
- Anyone can look on their phone to see who is being queued

Queueing App (Nexus)

You will receive a QR code in your check in packet that will help you set up the team members to be notified.

Note: This is not an official FIRST app and we do not guarantee that it is accurate but hope as our queueing team gets comfortable with the app, it will be a helpful tool to teams. If a queuer comes to get you in your pit, please follow their instructions.

Our events will all culminate in playoff rounds where the top 8 teams select 2 alliance partners. 24 teams will compete in the playoff rounds.

If you are not chosen for an alliance, please stick around in the “alliance selection area” for a few moments. A referee will be coming around with a form asking if you can/will stay to be a back up.

- Please be prepared to answer this question in the event you are not picked for an alliance
- IF you sign the form stating you will stay you need to commit to staying. If you leave, you may be depriving one of the competing teams of a 3rd alliance partner in the event they need a back up. If you are gone, they will **NOT** go to the next team in line.
- Be sure you understand your ranking at the end of alliance selection and are prepared to compete!
- This season, the back up rules have changed. Make sure you understand what the rules are prior to your event.

FIRST IN SHOW

PRESENTED BY Qualcomm

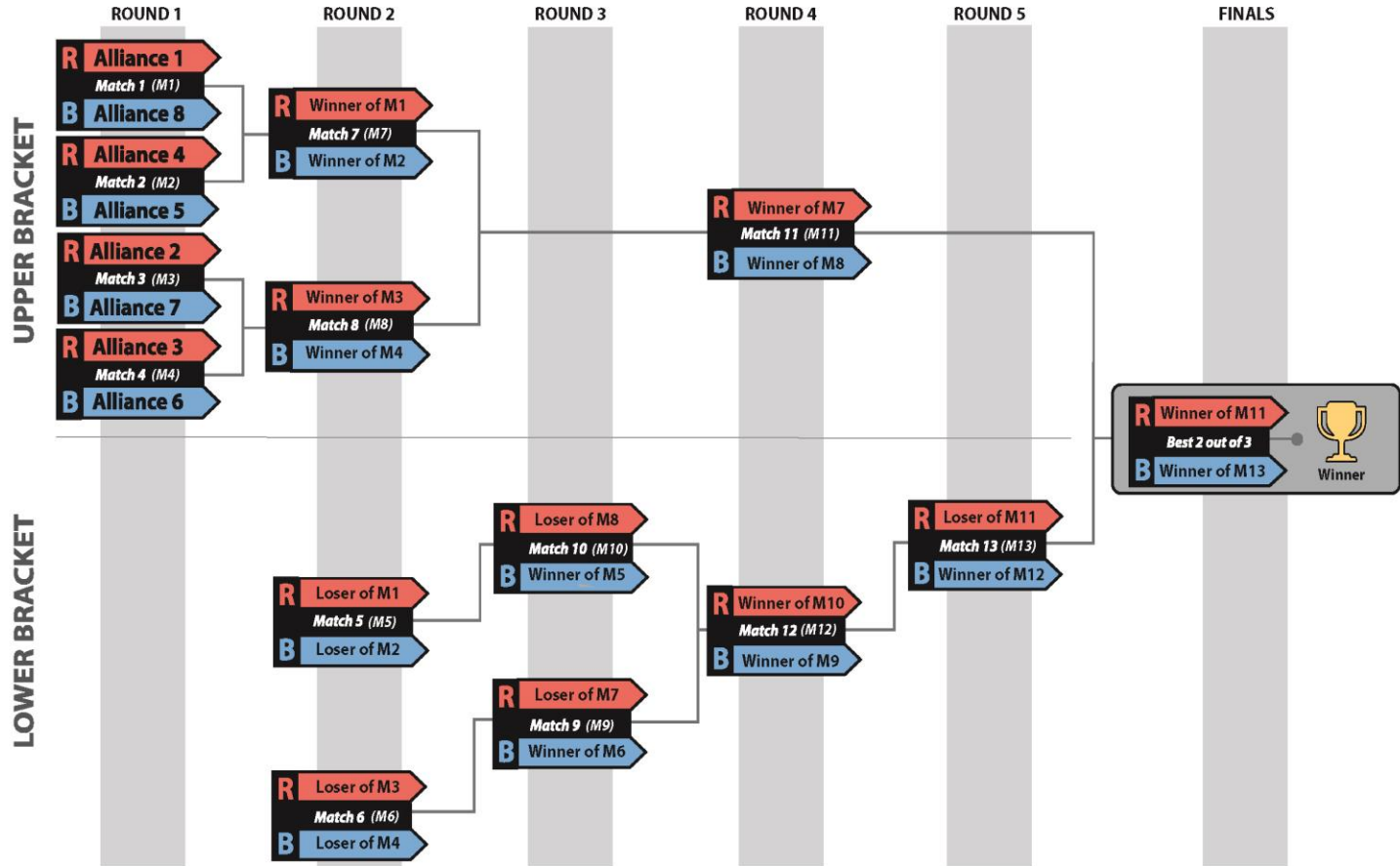


PRESENTED BY Raytheon Technologies



PRESENTED BY AAS

Double Elimination Bracket



Round	MATCH	Upper/ Lower	Gap (min)				Next MATCH (MATCH # (ALLIANCE color))	
			Blue	Red	Blue	Red	Winner	Loser
1	1	Upper	8	1			M7 (R)	M5 (R)
	2	Upper	5	4			M7 (B)	M5 (B)
	3	Upper	7	2			M8 (R)	M6 (R)
	4	Upper	6	3			M8 (B)	M6 (B)
2	5	Lower	L2	L1	0:24	0:33	M10 (B)	
	6	Lower	L4	L3	0:15	0:24	M9 (B)	
	7	Upper	W2	W1	0:42	0:51	M11 (R)	M9 (R)
	8	Upper	W4	W3	0:33	0:42	M11 (B)	M10 (R)
3	9	Lower	W6	L7	0:24	0:15	M12 (B)	
	10	Lower	W5	L8	0:42	0:15	M12 (R)	
6-minute break								
4	11	Upper	W8	W7	0:27	0:36	M14 (R)	M13 (R)
	12	Lower	W9	W10	0:27	0:18	M13 (B)	
15-minute awards break: Imagery, Gracious Professionalism, Team Spirit, and Rookie Inspiration								
5	13	Lower	W12	L11	0:18	0:27	M14 (B)	
15-minute awards break: Autonomous, Creativity, Quality, and Industrial Design								
Finals	14		W13	W11	0:18	0:48	M15	M15
15-minute awards break: Innovation in Control, Excellence in Engineering, Team Sustainability, Judges								
Finals	15		W13	W11	0:18	0:18	M16*	M16*
15-minute awards break: Rookie All Star, Dean's List, Engineering Inspiration**								
Finals	16*		W13	W11	0:18	0:18		
Awards: Remaining awards, Finalists, Winners, and FIRST Impact Award								

During the quarter & semi final rounds

- There is a upper bracket and a lower bracket so you will not play the same team in every match
- You are still out after 2 losses
- There no more time outs
- There is only one 6 minute break prior to the awards breaks
- Match cycle times will be slower than the qualification rounds

During the finals rounds

- This round is the best 2 out of 3 (Does not matter if you have a loss from the quarter or semi final rounds)
- There are 15 minute breaks between each round
- We will hand out awards during the 15 minute breaks
 - There may be times when the awards take longer than 15 minutes, however, **the expectation is that your team will be prepared to take the field at the end of 15 minutes.**

Thanks for viewing

You can contact acollins@firstwa.org with additional questions

These slides will be posted on the Clackamas Academy event page on firstwa.org