

FIRST IN SHOWSM

PRESENTED BY Qualcomm

Auburn District Site Specific Information
February 21, 2024



Competition schedule



Auburn District Event Schedule March 8 – March 10

Competition Schedule

March 8	
5:00PM-8:00 PM	Pits Open
March 9	
8:00AM-11:00AM	Pits Open, Inspections, Field Measurement/Calibration, Practice Rounds
11:00AM-11:15AM	Opening Ceremonies
11:15AM-1:00PM	Qualification Matches
1:00PM-2:00PM	Lunch
2:00PM-8:00PM	Qualification Matches
8:15PM*	Pits Close
March 10	
8:00AM	Pits Open
9:00AM-9:15AM	Opening Ceremonies
9:15AM-11:00AM	Qualification Matches
11:00AM-11:30PM	Alliance Selections
11:30AM-12:30PM	Lunch
12:30PM-3:30PM	Final Rounds & Awards Ceremony
4:00 PM*	Pits Close

**Schedule subject to change. All times are estimated based on flow of rounds.
See Pit Administration table for updated times.*



Activity Schedule



Auburn District Activity Schedule Mar 8-10, 2024

Activity Schedule

March 9	
	Menstrual Equity hosted by 3786
	Unified Robotics Table Staffed
See schedule on door	Quiet Room hosted by: Hosted by 5588
10:00 am – 3:00 pm	College & STEM Job Fair (Hosted in the Library) Tables hosted by: Blue Origin US Navy US Marines Renton Technical College Green River Community College Highline College
11:45 am – 12:45 pm	Diversity, Equity & Inclusion workshop hosted by 1899
1:00 PM/beginning of lunch	Sr Photo on the competition Field
2:30 pm – 3:30 pm	Sustainability workshop hosted by 1899
End of match play	Alum Photo on the competition field
March 10	
	Menstrual Equity hosted by 3786
7:00 AM	Mentor Coffee, (See Pit Admin for room)
See Schedule on door	Quiet Room hosted by: Hosted by 5588
8:45 AM	Line up for Mascot Parade
When done with match play	Return Zebra Tags

**Schedule subject to change. All times are estimated based on flow of rounds.
See Pit Administration table for updated times.*

Is a Friday, Saturday, Sunday event

Day 1 is Friday

Day 2 is Saturday

Day 3 is Sunday

To lessen confusion, the rest of this PowerPoint will talk about Day 1, Day 2 and Day 3

Overview of Presentation

Event Specific Information

- General Logistics: Parking/Busses/Food
- Load in / Load Out

Walk through of the event

- Tour of the areas
- Day 1: Inspection Day
- Day 2: Qualifications
- Day 3: Eliminations

District Event RSVP

For each of your district events, we need you to RSVP on

<https://firstwa.org/frc-rsvp/>

On the form, please fill in:

- Which event you are RSVPing for
- The onsite main contact for each team
- We need a contact **mobile phone** number for your team – **Please don't list a school number, you are not at the school when we need to reach you!**
- Tell us if you need a table, or you won't get one!
- Please do this by **Friday, 2-23-24** (if you fill it out after this, you will not be guaranteed a table)

Concessions will be open Friday PM thru Sunday (Friday will be snacks only)

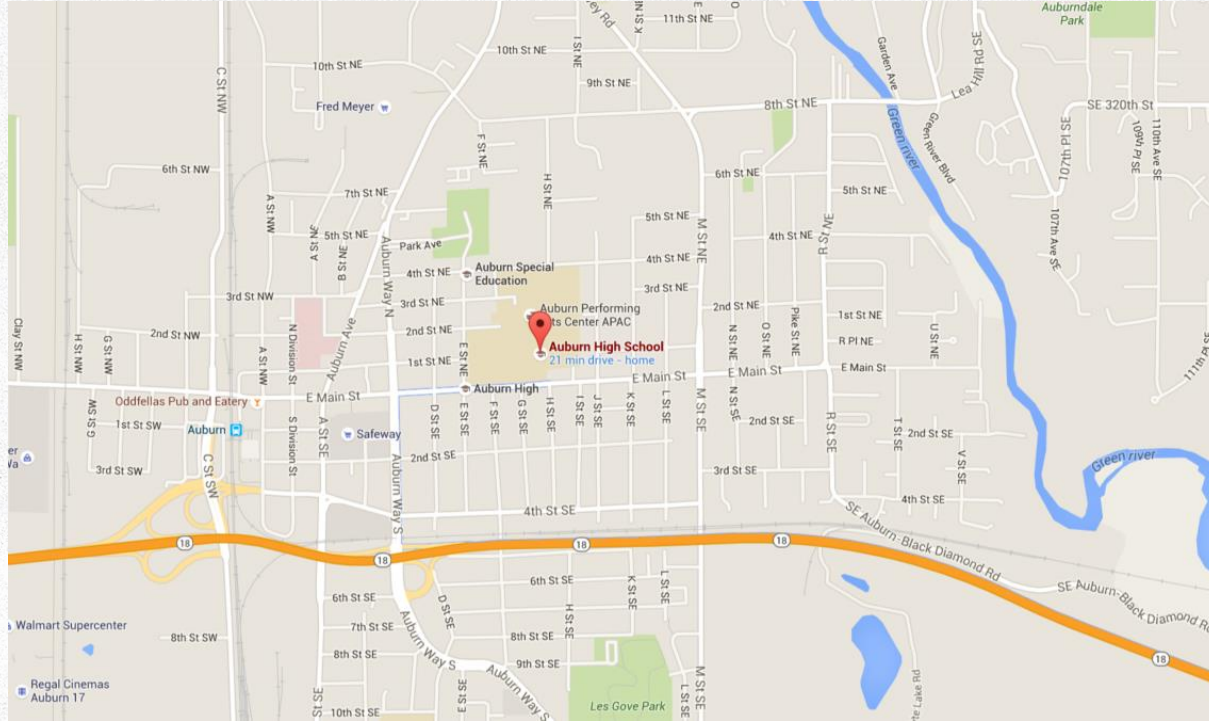
- Lunches available. \$8.00 (have form from Chris)

Bringing Food?

- Upper gym will be open for team lunches – **Do not plug in crock pots!**
- Yes, you may bring food into this venue
- No coolers in the gym
- Picnic tables outside – Please no BBQ's, it creates a fire issue
- You will need to pack up your eating area every night when you leave. **Please don't leave your food tables set up overnight!**

Clean up after yourself

Logistics: Where is the event?



FIRST IN SHOW

PRESENTED BY Qualcomm

**MASTER
PIECE**

CENTERSTAGE

PRESENTED BY Raytheon Technologies

CRESCENDO

PRESENTED BY AAS

To Hwy 167 North

4th St. NE

Team
Parking

Auburn Way

Load In/Out

Volunteer
Parking

E. Main St.

To Hwy 18 &
Hwy 167 South

**AHS
District
Event
Directions
And
Parking**

FIRST IN SHOW

PRESENTED BY Qualcomm

MASTER
PIECE

CENTERSTAGE

PRESENTED BY Raytheon Technologies

CRESCENDO

PRESENTED BY AAS

The Green Mile

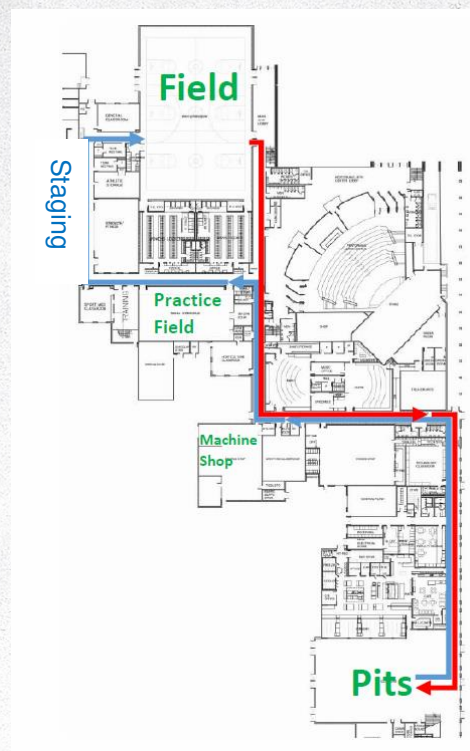
It is about a 2-3 minute walk with a robot on a cart from the pits to the field.

We intend to have one match queued on the field and one or two more in the hall outside.

Teams will enter from the west side of the gym and leave on the east.

The practice field is in a small gym just before you get to the field.

The machine shop is in the middle of the hall about half way between the pits and field.



Should Park off Bob Jones Way (4th St)

Load in: In bus area

You may park a trailer in the student lot all 3 days.

Please don't disconnect your trailer and leave it there for the weekend, please leave it connected.

Lot is not secure, leave trailers/vehicles overnight at your own risk

Arrival & Parking Day 2

Please arrive after 8:00 am

Please do not arrive before 8:00 am!

Please do not show up early!

- The doors may be open, please don't come inside until 8:00 am
- If you show up early, expect to wait outside the building even if the weather is bad

Concessions will be open Friday PM thru Sunday (Friday will be snacks only)

- Lunches available. \$8.00
- Bringing Food?
- Upper gym will be open for team lunches – **Do not plug in crock pots!**
- Yes, you may bring food into this venue
- No coolers in the gym
- Picnic tables outside – Please no BBQ's, it creates a fire issue

Clean up after yourself

About the pit Power

Pit power is limited. We are putting up to 6 teams on a single 20 amp circuit

- Charge your batteries overnight at home / hotel
 - (Remember: 12 rounds may require several batteries)
- No compressors or other large motors
- Limit 400 watts per team, 2400 watts per 6 team Power Alliance
- Lighting should go with low wattage

High school gyms have very little power

- You may NOT use any outlets in the gym
- The game equipment uses all available power
- We will remove and confiscate any equipment from gym outlets until after awards ceremony on Saturday. **You have been warned!**

Safety Glasses

Teams are expected to provide safety glasses for their team members and spectators to use in the pits

We will not be handing out any safety glasses out to teams at this event.

Team Volunteer Requirements

All teams will be required to help staff the safety glass table.

Though we will not be distributing safety glasses this year, we will need 2 people at a table outside the pits checking to be sure anyone entering the pits is wearing safety glasses. Please sign up for a slot when you check-in your team.

Other event volunteer opportunities include Practice Field staff, field reset, queueing, ambassadors.

Schedule Overview: Whole Event

Day 1:

- Load in and inspection

Day 2:

- Inspection,
- Driver & Coaches Meeting will be at 8:30 am **This is a change! Keep in mind inspection AND judging is also happening at this time so plan accordingly.**
- Practice matches
- Qualification Matches

Day 3 AM:

- Qualification Matches

Day 3 PM:

- Final Rounds / Team Departures

Follow instructions from onsite staff.

You may NOT park in the loading area. The driver MUST stay with the vehicle. Drop it and park in designated area. Staff your unload team appropriately to make this happen.

Bring a cart! You will need a cart with at least 3" diameter wheels. Our cable protection bumps are 2" in height. We recommend 4" or larger wheels.

Load in day is not final build day, your goal is to pass inspection Day 2 morning!

FIRST IN SHOW

PRESENTED BY Qualcomm

MASTER PIECE

ENTERSTAGE

PRESENTED BY Raytheon Technologies

CRESCENDO

PRESENTED BY IMA5

CRESCENDO

PRESENTED BY IMA5

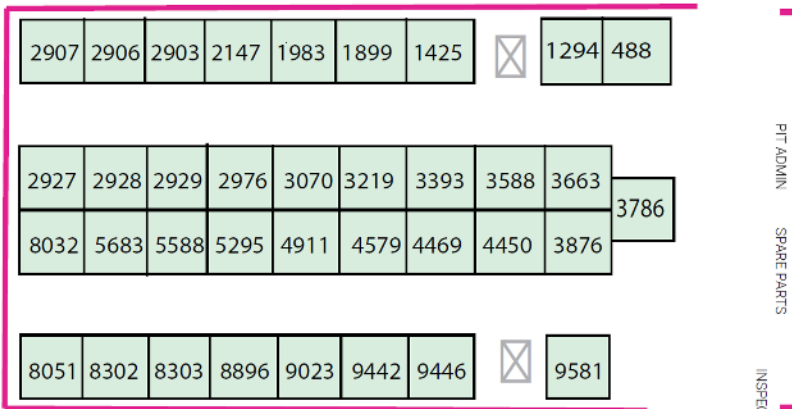
2024 PNW FIRST® ROBOTICS EVENT AUBURN DISTRICT



TEAM LOAD
IN/OUT

TEAM LOAD
IN/OUT

TO ARENA



Map reference only, not drawn to scale

Team #	Team Name	School/Organization	City	State	Team #	Team Name	School/Organization	City	State
1 488	Team XBOT	Family/Community	Seattle	WA	19 3786	Chargers	Kentridge High School	Kent	WA
2 1294	Pack of Parts	Redmond HS, Eastlake HS, Tesla STEM HS	Sammamish	WA	20 3876	Mabton LugNutz	Mabton Jr Sr High School	Mabton	WA
3 1425	Error Code Xero	Wilsonville High School	Wilsonville	OR	21 4450	Olympia Robotics Federation	Capital HS, Olympia HS, Avanti HS	Olympia	WA
4 1899	Saints Robotics	Interlake High School	Bellevue	WA	22 4469	R.A.I.D.	Thomas Jefferson HS	Federal Way	WA
5 1983	Skunk Works Robotics	4H	Seattle	WA	23 4579	RoboEagles	Federal Way HS	Federal Way	WA
6 2147	CHUCK	West Valley High School	Spokane	WA	24 4911	CyberKnights	King's High School	Seattle	WA
7 2903	NeoBots	Arlington High School	Arlington	WA	25 5295	Aldermating Current	Shelton HS, Oakland Bay JHS	Shelton	WA
8 2906	Sentinel Prime Robotics	Spanaway Lake High School	Spanaway	WA	26 5588	Reign Robotics	Holy Names Academy	Seattle	WA
9 2907	Lion Robotics	Auburn Mountainview HS	Auburn	WA	27 5683	R.A.V.E.N.	Auburn Riverside High School	Auburn	WA
10 2927	NEST Robotics	Graham-Kapowsin High School	Spanaway	WA	28 8032	Redshift	Seattle Acad of Arts & Science	Seattle	WA
11 2928	Viking Robotics	Ballard High School	Seattle	WA	29 8051	TinkRex	Foster High School	Tukwila	WA
12 2929	Emeral Ridge JAGBOTS	Emerald Ridge High School	Puyallup	WA	30 8302	Ni-Tro	Todd Beamer High School	Federal Way	WA
13 2976	The Spartabots	Skyline High School	Sammamish	WA	31 8303	GOLDEN_GATORS	Decatur High School	Federal Way	WA
14 3070	Team Pronto 3070	Shorewood HS, Shoreline Robotics Society	Shoreline	WA	32 8996	Wolf Tech Robotics	E B Walker HS	Puyallup	WA
15 3219	TREAD	Auburn High School	Auburn	WA	33 9023	Future Martians	Family/Community	Sammamish	WA
16 3393	Horns of Havoc	Puyallup High School	Puyallup	WA	34 9442	Miso Mechanics	Family/Community	Seattle	WA
17 3588	the Talon	Charles a Lindbergh HS	Renton	WA	35 9446	C Cubed	Cascade Christian Jr Sr HS	Puyallup	WA
18 3663	CPR-Cedar Park Robotics	Cedar Park Christian Schools	Bothell	WA	36 9581	Bad Wolf 1	Kent-Meridian High School	Kent	WA

Wheel requirements for carts, boxes, and anything rolling

Our venues will have power cord covers (aka Yellow Jackets)

- Our yellow jackets are 2" tall

Your FRC robot cart **MUST** have > 3" diameter wheels

- Wheels must be in good working order. No damaged or stuck wheels. Soft rubber. No hard plastic or steel tread wheels.
- Maximum weight for your carts, tool boxes, etc will be 50 lbs per inch of wheel size (1 cart, 4 x 3" wheels, 600lbs max)

Under no circumstances will we allow wheels less than 3" in diameter on ANY equipment / boxes / carts

- Very high likelihood of damage to floors
- You won't clear our cable management equipment

All wheels must be non marking rubber or synthetic wheels

- No steel wheels. No sharp wheels.

Who to bring Day 1

You really want your core robot builders and mentors Day 1. **With the change in the drivers meeting, your drivers are no longer needed Day 1**

Depending on your teams logistics, you might consider having a partial team Day 1 and the whole team Day's 2 & 3.

Day 1 is NOT a good spectator day

- It is ALL in the pits Day 1.

Day 1: Inspection Process: 5PM

Inspection involves 4 steps

- Size and weigh-in at the inspection station
- Control system inspection at the CSA station
- Physical robot inspection at your pit starting 5PM
- Connection to the field controller at least once by Day 2 morning
 - Our goal is for you to be able to connect Day 1 night if you are ready.

Inspectors are your friend! Inspectors are here to help get you on the field safely and fairly. They will help you pass inspection.

Starting the inspection process

You may enter the weight / size line at any time after 5PM Day 1.

After weight and size, stop at the CSA desk for the control software check.

You may sign up at the Inspection desk for an in-pit inspection appointment starting at 5 PM. We invite you to sign up early.

It is rare for a robot to pass inspection on the first attempt. It is an iterative process.

PLEASE: Get inspected early, even if you are not ready. You might have an issue that takes time to fix.

All teams must connect to field as part of inspection.

You **MUST** pass inspection to earn qualifying points.

Your robot radio (WPA Key) must be reprogrammed at each event you attend.

This is required to connect & compete at the field.

A kiosk (with instructions) is provided for you to program your radio.

- The kiosk will be located at inspection or pit admin

Day 1 is not the final build day. It is pass inspection day!

Do not be bashful about asking for help. We have all been there before.

What you should bring to check in

Team Rosters with all your STIMS information to **EACH** of your events (including handwritten consent forms for anyone not listed on your TIMS roster) – The expectation is that your students/mentors have registered online, please only bring printed rosters for those who absolutely can't get registered online

All cords should be labeled with your team number on BOTH ends so we can figure out what plugs in where.

You **MUST BRING YOUR OWN SAFETY GLASSES**

- For your entire team, parents, mentors and **visitors**
- We will not have safety glasses on site for participants or spectators

Bring Spare Parts

Please consider bringing unused sensors, motors, control units, and hardware for loan to other teams.

Because this is week 1, many teams may not quite be done with their robot. Please look around and if you see a team in need, take time to help get their robot ready to compete!

End of Day 1

The pits close at 8:00PM on Day 1.

You **MUST BE OUT OF THE BUILDING** before 8:00PM.

We dislike doing it, but we will come lead you out of the building starting at 7:55PM. No exceptions.

Day 2 morning is for Inspections

Your primary goal for Day 2 morning is to get your robot to pass inspection.

This is a short and intense activity. Preparation is the key to making it a good day.

Asking for help is a good thing. Providing another team help is the highest honor in *FIRST*. Don't be bashful.

Teams with lower numbers have experience

Drivers Meeting at 8:30 am Day 2

- The Drivers Meeting is scheduled for 8:30 pm Day 2
- From what we understand, as of right now Q & A will be handled a like last year
 - Pit Admin will have a paper Q & A forms
 - Team members can fill out the form with their questions and turn them in at Pit Admin
 - The deadline to turn in forms is **prior to pits closing Day 1**
 - Forms turned in on Day 2 may not be addressed at the drivers meeting
 - **Remember, judging and inspection are both happening during the morning as well. Make sure you have students in your pits.**

Practice Rounds: Day 2 morning

Practice matches are scheduled, and will run Day 2 according to the schedule the FTA's put together

You have to pass inspection to run a practice match.

It is very common for teams not to be ready for their scheduled match in the mornings. We will accept teams on a first come/first served basis who wish to take an unscheduled practice round. Check in with the Lead Queuer to get on the list.

Priority will always be given to teams scheduled and/or teams who have not been on the field at least once. Be gracious and professional if you get bumped for a higher priority team.

Connecting to the field: The Final Step

If you run a practice match during Day 2 morning, the field computer will remember that as your last step of the inspection process.

If you are unable to make a practice match, we are going to ask you to take your robot and control system out to the field for a quick 5 minute test to ensure your system can connect to the field. Your robot will not be on the field, we will simply connect it to the field while sitting on your cart.

THIS IS A MANDATORY STEP!

Many simple issues are solved by doing this that would otherwise cause you problems when it really counts!

Machine Shop Open: Day 2

We have a volunteer machine shop onsite to help you fabricate replacement parts.

The shop has small mills, lathes, and various other tools.

ONLY AUTHORIZED MACHINE SHOP VOLUNTEERS MAY USE THESE TOOLS!

We have excellent volunteer machinists. However, there are limits to what they can do for your team.

We **may** have a TIG welder

The machine shop has request forms for your team. It will be located near the loading ramp on the arena floor.

In general, the machine shop will NOT loan you tools.

Day 3: Load Out

No parking in load out area.

Load out during playoff rounds on Day 3 is fine

Reminder, if you have agreed to be a backup robot, you should wait to load out so you can be prepared to compete if needed.

Quiet Room, Menstrual Equity & Workshops

Menstrual Equity Host: 3786 has offered to be the Menstrual Equity host for this event.

Gender Neutral Bathrooms We do have Gender Neutral Bathrooms at this event, see Pit Admin for info.

Quiet Room Host: 5588 will be our quiet room host at this event

Workshops: We have 2 workshops at this event

- Diversity, Equity & Inclusion workshop hosted by 1899
- Sustainability Workshop hosted by 1899

Additional Activities:

- College/Job fair in the library
- Unified Robotics will be hosting a table

Diversity, Equity, and Inclusion Workshop

Discuss what DEI is and how it applies to First Robotics
Collaborate on strategies for how to implement and strengthen
DEI in your team and community



Hosted by:
Saints Robotics 1899





Sustainability Workshop

Learn the importance of sustainability in sponsors,
members, space, and mentors
Learn strategies for constructing a sustainable team



Hosted by:
Saints Robotics 1899





Unified Robotics

Robotics for All

Inspiring students with and without intellectual disabilities through robotics.

**Stop by our table to learn
how to start Unified Robotics
in your community!**

(Room Info)



Mentor Coffee – New this year!

We are endeavoring to host a mentor coffee at our District events this season to celebrate all of you!

At Oregon State Fair: Chris Zawislak will be hosting a mentor coffee at 7:00 am on Saturday, March 9th

This is an opportunity for adult mentors to get together to chat, collaborate & socialize. We would love to see mentors from all teams in attendance at this event!

Note: Students will still not be allowed inside the building until 8:00 am Sunday. Please plan accordingly for your students.

Queueing App (Nexus)

We will be the queueing app at our events this year. We are hoping that it makes queueing easier both for teams and volunteers.

Note: **This does not replace the queueing volunteers. If a volunteer is asking you to queue, follow their direction please.**

With the queueing app, you will be able to:

- Set up notifications for up to people
- Set up notifications for 1 channel (slack or discord)
- Anyone can look on their phone to see who is being queued

Queueing App (Nexus)

You will receive a QR code in your check in packet that will help you set up the team members to be notified.

Note: This is not an official FIRST app and we do not guarantee that it is accurate but hope as our queueing team gets comfortable with the app, it will be a helpful tool to teams. If a queuer comes to get you in your pit, please follow their instructions.

Alliances & Backups

Our events will all culminate in playoff rounds where the top 8 teams select 2 alliance partners. 24 teams will compete in the playoff rounds.

If you are not chosen for an alliance, please stick around in the “alliance selection area” for a few moments. A referee will be coming around with a form asking if you can/will stay to be a back up.

- Please be prepared to answer this question in the event you are not picked for an alliance
- IF you sign the form stating you will stay you need to commit to staying. If you leave, you may be depriving one of the competing teams of a 3rd alliance partner in the event they need a back up. If you are gone, they will **NOT** go to the next team in line.
- Be sure you understand your ranking at the end of alliance selection and are prepared to compete!
- This season, the back up rules have changed. Make sure you understand what the rules are prior to your event.

FIRST IN SHOW

PRESENTED BY Qualcomm

MASTER
PIECE

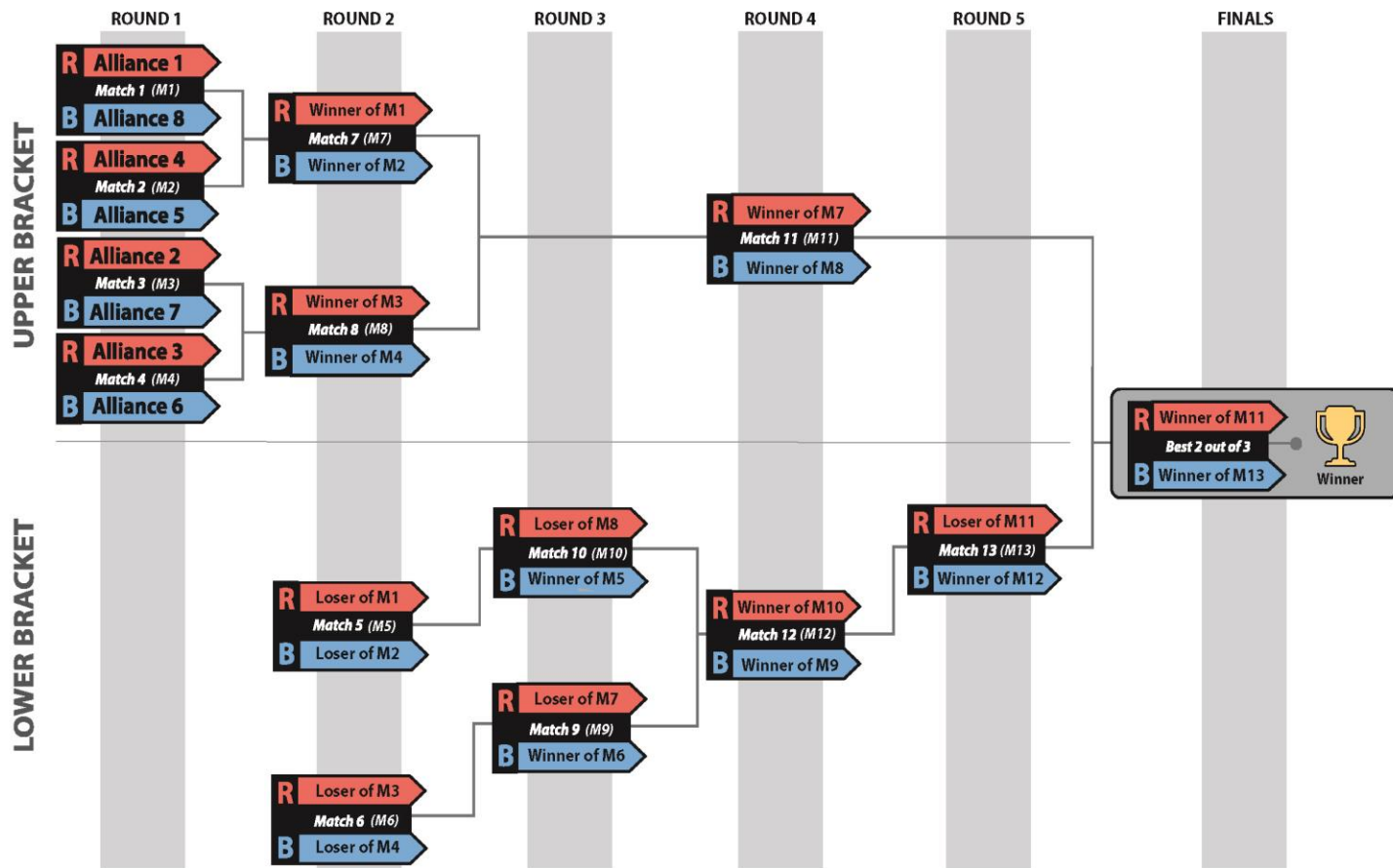
CENTERSTAGE

PRESENTED BY Raytheon Technologies

CRESCENDO

PRESENTED BY AAAS

Double Elimination Bracket



Round	MATCH	Upper/ Lower	Gap (min)				Next MATCH (MATCH # (ALLIANCE color))		
			Blue	Red	Blue	Red	Winner	Loser	
1	1	Upper	8	1			M7 (R)	M5 (R)	
	2	Upper	5	4			M7 (B)	M5 (B)	
	3	Upper	7	2			M8 (R)	M6 (R)	
	4	Upper	6	3			M8 (B)	M6 (B)	
2	5	Lower	L2	L1	0:24	0:33	M10 (B)		
	6	Lower	L4	L3	0:15	0:24	M9 (B)		
	7	Upper	W2	W1	0:42	0:51	M11 (R)		M9 (R)
	8	Upper	W4	W3	0:33	0:42	M11 (B)		M10 (R)
3	9	Lower	W6	L7	0:24	0:15	M12 (B)		
	10	Lower	W5	L8	0:42	0:15	M12 (R)		
6-minute break									
4	11	Upper	W8	W7	0:27	0:36	M14 (R)	M13 (R)	
	12	Lower	W9	W10	0:27	0:18	M13 (B)		
15-minute awards break: Imagery, Gracious Professionalism, Team Spirit, and Rookie Inspiration									
5	13	Lower	W12	L11	0:18	0:27	M14 (B)		
15-minute awards break: Autonomous, Creativity, Quality, and Industrial Design									
Finals	14		W13	W11	0:18	0:48	M15	M15	
15-minute awards break: Innovation in Control, Excellence in Engineering, Team Sustainability, Judges									
Finals	15		W13	W11	0:18	0:18	M16*	M16*	
15-minute awards break: Rookie All Star, Dean's List, Engineering Inspiration**									
Finals	16*		W13	W11	0:18	0:18			
Awards: Remaining awards, Finalists, Winners, and <i>FIRST</i> Impact Award									

During the quarter & semi final rounds

- There is a upper bracket and a lower bracket so you will not play the same team in every match
- You are still out after 2 losses
- There no more time outs
- There is only one 6 minute break prior to the awards breaks
- Match cycle times will be slower than the qualification rounds

During the finals rounds

- This round is the best 2 out of 3 (Does not matter if you have a loss from the quarter or semi final rounds)
- There are 15 minute breaks between each round
- We will hand out awards during the 15 minute breaks
 - There may be times when the awards take longer than 15 minutes, however, **the expectation is that your team will be prepared to take the field at the end of 15 minutes.**

Thanks for viewing

You can contact acollins@firstwa.org with additional questions

These slides will be posted on the Clackamas Academy event page on firstwa.org