

FIRST[®]
DIVESM

PRESENTED BY **Qualcomm**

Sammamish Site Specific Information
February 19, 2025



2025 DISTRICT SCHEDULE

PNW SAMMAMISH DISTRICT EVENT

Competition Schedule

Activities Schedule

Friday, March 7 (Day 0)	
5:00PM - 8:00PM	Pits Open, Load In

Saturday, March 8 (Day 1)	
8:00AM	Pits Open
8:30AM - 10:45AM	Driver's Meeting, Field Open for Measurement and Calibration & Practice Matches
11:00AM - 11:15AM	Opening Ceremonies
11:15AM - 1:00PM	Qualification Matches
1:00PM - 2:00PM	Lunch
2:00PM - 8:00PM	Qualification Matches
~8:15PM	Pits Close

Sunday, March 9 (Day 2)	
8:00AM	Pits Open
9:00AM - 9:15AM	Opening Ceremonies
9:15AM - 11:00AM	Qualification Matches
~11:00AM - 11:30AM	Alliance Selections
11:30AM - 12:30PM	Lunch
12:30PM - 3:30PM	Playoff Matches & Awards Ceremony
~4:00PM	Pits close 30 minutes following the close of the Closing Ceremony

(Day 1) Menstrual Equity Host: 2412	
No Host	Quiet Room Open
8:30AM	Drivers Meeting
11:45AM - 12:45PM	GEMS (Gender Equity Movements in STEM) hosted by 948 & 9036
1:00PM	Sr Photo on the field
2:00PM - 3:00PM	CTSO Discussion
3:00PM - 4:00PM	Leadership Listening Session with Adrienne Collins, Alida Mendes MacCracken & Eric Stokely
4:15PM - 5:15PM	Starting Your Own Community Alliance hosted by 949
5:30PM - 6:30PM	Advocacy Workshop hosted by 2412
6:45PM - 7:45PM	Team Sustainability Workshop hosted by 1899
End of Matches	Alum Photo on the Comp field

(Day 2) Menstrual Equity Host: 2412	
No Host	Quiet Room Open
7:00AM	Mentor Coffee (See Pit Admin for details as to where)
8:45 AM	Line up for Mascot Parade
9:30AM - 10:30AM	DEI Workshop hosted by 1899

*Schedule subject to change. All times are estimated based on flow of rounds.

See Pit Administration table for updated times.



PRESENTED BY RTX



PRESENTED BY HMAS

Sammamish

Is a Friday, Saturday, Sunday event

Day 0 is Friday

Day 1 is Saturday

Day 2 is Sunday

To lessen confusion, the rest of this PowerPoint will talk about Day 0, Day 1 and Day 2

Overview of Presentation

Event Specific Information

- General Logistics: Parking/Busses/Food
- Load in / Load Out

Walk through of the event

- Tour of the areas
- Day 0: Inspection Day
- Day 1: Qualifications
- Day 2: Eliminations

District Event RSVP

For each of your district events, we need you to RSVP on

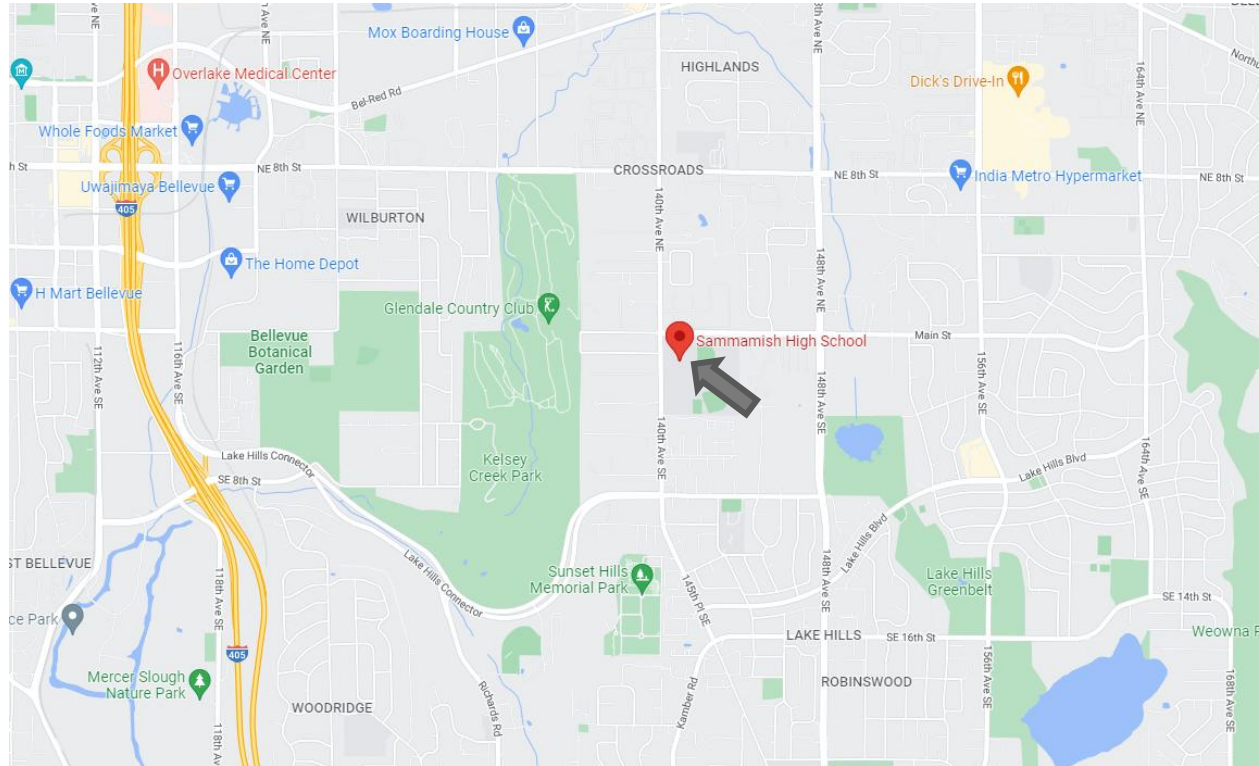
<https://firstwa.org/frc-rsvp/>

On the form, please fill in:

- Which event you are RSVPing for
- The onsite main contact for each team
- We need a contact **mobile phone** number for your team – **Please don't list a school number, you are not at the school when we need to reach you!**
- Tell us if you need a table, or you won't get one!
- Please do this by **Friday, 2-21-25** (if you fill it out after this, you will not be guaranteed a table)

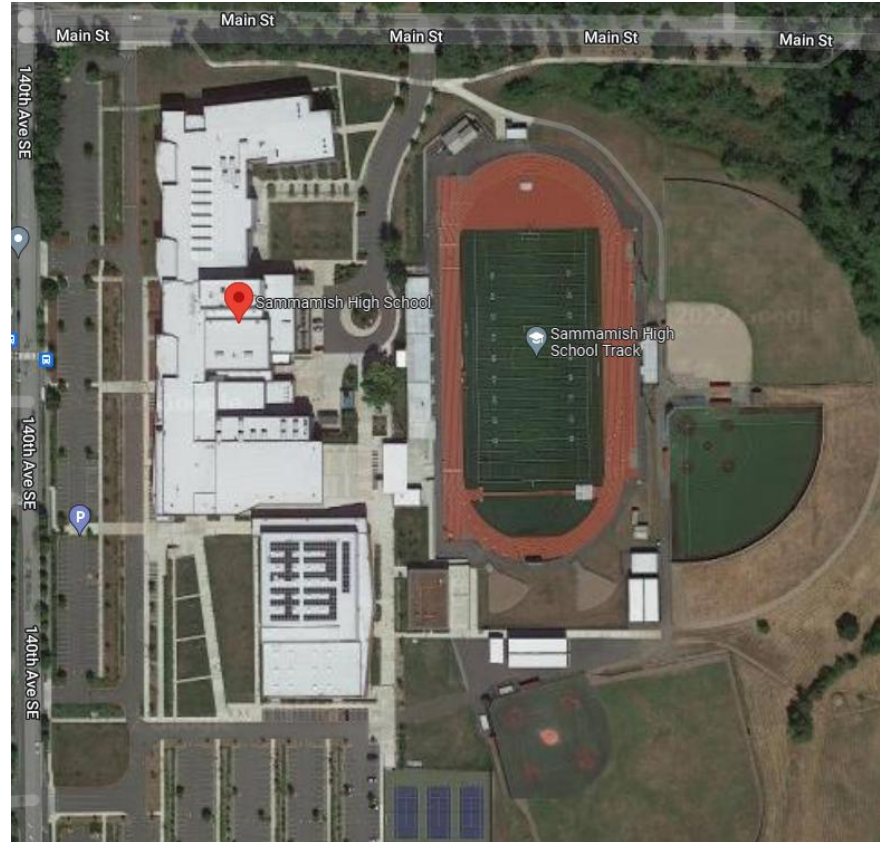
Sammamish District Event

100 140 Ave SE
Bellevue, WA 98005



Logistics: Arriving at Sammamish

100 140th Ave SE, Bellevue, WA 98005



Logistics: Parking

Parking in school lots OK.

There is no bus parking. Your driver needs to school

On Saturday, there is another activity going on at the school, so we strongly encourage carpooling





PRESENTED BY RTX



PRESENTED BY AHS

Additional Parking on Saturday

Can park in Lake Hills Church Lot:

506 140th Ave SE,
Bellevue, WA
98005

Parking on 6th Ave



Load-In

Follow instructions from onsite staff.

You may NOT park in the loading area. The driver MUST stay with the vehicle. Drop it and park in designated area. Staff your unload team appropriately to make this happen.

Bring a cart! You will need a cart with at least 3" diameter wheels. Our cable protection bumps are 2" in height. We recommend 4" or larger wheels.

Load in day is not final build day, your goal is to pass inspection load in day!

Please note, once load in starts at 5:00 PM, you are no longer able to work on your robot at your shop. To work on your robot, you **must** load into your event and do it in your pits.

Trailer Parking

You may park your trailer at the venue on Friday after load in as well as on Sunday

- There is no security
- We will not be responsible for damage or theft to anyone's trailers
- There are no pull through spaces
- Please do **not** park your trailer at the venue on Saturday

Arrival & Parking Days 1 & 2

Please arrive after 8:00 am

Please do not arrive before 8:00 am!

Please do not show up early!

- The doors may be open, please don't come inside until 8:00 am. We are using our volunteer resources to prepare for a great competition day and don't want to have to use them to stand guard at the doors!
- If you show up early, expect to wait outside the building even if the weather is bad

Logistics: Food

Bringing Food

- You may bring food into the venue

Clean up after yourself

There will be concessions at this venue

About the pit Power

Pit power is limited. We are putting up to 6 teams on a single 20 amp circuit

- Charge your batteries overnight at home / hotel
 - (Remember: 12 rounds may require several batteries)
- No compressors or other large motors
- Limit 400 watts per team, 2400 watts per 6 team Power Alliance
- Lighting should go with low wattage

High school gyms have very little power

- You may NOT use any outlets in the gym
- The game equipment uses all available power
- We will remove and confiscate any equipment from gym outlets until after awards ceremony on Saturday. **You have been warned!**

Safety Glasses

Teams are expected to provide safety glasses for their team members and spectators to use in the pits

We will not be handing out any safety glasses out to teams at this event.

Team Volunteer Requirements

All teams will be required to help staff the safety glass table.

Though we will do not hand out safety glasses, we will need 2 people at a table at the entrance to the pits checking to be sure anyone entering the pits is wearing safety glasses. Please sign up for a slot when you check-in your team.

Other event volunteer opportunities include Practice Field staff, field reset, queueing, ambassadors.

Additional Volunteer Needs

Adult Roles

- Judges - 3
 - *Impact and Dean's List can be filled by adults affiliated with teams if they don't have students competing in that award category.*

Schedule Overview: Whole Event

Day 0:

- Load in and inspection

Day 1:

- Inspection,
- Driver & Coaches Meeting will be at 8:30 am **Keep in mind inspection AND judging is also happening at this time so plan accordingly.**
- Practice matches
- Qualification Matches

Day 2 AM:

- Qualification Matches

Day 2 PM:

- Final Rounds / Team Departures



PRESENTED BY Qualcomm



PRESENTED BY RTX



PRESENTED BY IMAF



2025 PNW FIRST® ROBOTICS COMPETITION

SAMMAMISH DISTRICT EVENT



PRESENTED BY IMAF

#	Team #	Team Name	Organization	City	Boys
1	486	Team KBOC	Franklin HS	Seattle	Wk
2	482	Titan Robotics Club	International School	Bellevue	Wk
3	946	MRO (Newport Robotics Group)	Newport High School	Bellevue	Wk
4	940	Whisper Robotics	Bellevue High School	Bellevue	Wk
5	1294	Pack of Parts	Redmond HS, Eastlake HS, Issaquah STEM HS	Sammamish	Wk
6	1080	Santa Robotics	Issaquah High School	Bellevue	Wk
7	1983	Shark Works Robotics	SH	Seattle	Wk
8	2432	Robotics	Sammamish High School	Bellevue	Wk
9	2086	Serifed Prime Robotics	Spokane Valley High School	Spokane Valley	Wk
10	2047	Uran Robotics	Auburn, Mount Rainier High School	Auburn	Wk
11	2930	Jack in the Box	Everett/Snohomish High School	Mill Creek	Wk
12	2027	MST Robotics	Graham-Rosnovan High School	Crafton	Wk
13	2028	Wing Robotics	Ballard High School	Seattle	Wk
14	2076	The Spartans	Skylark High School	Sammamish	Wk
15	3049	Breakfast	Brantford High School	Stonewton	Wk
16	2030	Team Pterod	Shawwood HS, Shoreline Robotics Soc.	Shoreline	Wk
17	3129	TRGD	Auburn High School	Auburn	Wk
18	2268	Vahhalabots	Inglavoor Senior High School	Korson	Wk
19	3585	It's Time	Charles Lindbergh High School	Renton	Wk
20	3681	Robo-Raptors	Nathan Hale High School	Seattle	Wk
21	4180	Iron Riders	Washelli High School	Seattle	Wk
22	4925	Spacebots	Bainbridge High School	Bainbridge Island	Wk
23	4938	The Robo-Cop	Port Townsend High School	Port Townsend	Wk
24	4980	Conine Crusaders	Kettle Falls High School	Kettle Falls	Wk
25	5527	Coke Purple	Lake Washington High School	Kirkland	Wk
26	5350	Clawbots	Emmanuel High School	Everett	Wk
27	8022	SABQUATH Robotics	Seattle School of Arts & Science	Seattle	Wk
28	8140	Crash Jax	Lincoln High School	Seattle	Wk
29	8023	Future Mariners	Family Community	Sammamish	Wk
30	9036	Team Robotics	Bellevue High School	Bellevue	Wk
31	3442	MechMechanics	Family Community	Seattle	Wk
32	10418	Bebeo High School	Bebeo High School	Spokane Valley	Wk

1983	1899	1294	949	948	492	488
------	------	------	-----	-----	-----	-----

2412	2906	2907	2910	2927
3219	3070	3049	2976	2928

3268	3588	4180	4915	4918
8248	8032	6350	5827	4980

9023	9036	9442	10455
------	------	------	-------

PRACTICE FIELD

RESTROOMS

Map for reference only, not drawn to scale

← TO GYM
→

SPARE PARTS
INSPECTION
CSA
PIT ADMIN

Wheel requirements for carts, boxes, and anything rolling

Our venues will have power cord covers (aka Yellow Jackets)

- Our yellow jackets are 2" tall

Your FRC robot cart **MUST** have > 3" diameter wheels

- Wheels must be in good working order. No damaged or stuck wheels. Soft rubber. No hard plastic or steel tread wheels.
- Maximum weight for your carts, tool boxes, etc will be 50 lbs per inch of wheel size (1 cart, 4 x 3" wheels, 600lbs max)

Under no circumstances will we allow wheels less than 3" in diameter on ANY equipment / boxes / carts

- Very high likelihood of damage to floors
- You won't clear our cable management equipment

All wheels must be non marking rubber or synthetic wheels

- No steel wheels. No sharp wheels.

Who to bring Day 0

You really want your core robot builders and mentors Day 0.

Depending on your teams logistics, you might consider having a partial team Day 0 and the whole team Day's 1 & 2.

Day 0 is NOT a good spectator day

- It is ALL in the pits Day 0.

Day 0: Inspection Process: 5PM

Inspection involves 4 steps

- Size and weigh-in at the inspection station
- Control system inspection at the CSA station
- Physical robot inspection at your pit starting 5PM
- Connection to the field controller at least once by Day 1 morning
 - Our goal is for you to be able to connect Day 0 night if you are ready.

Inspectors are your friend! Inspectors are here to help get you on the field safely and fairly. They will help you pass inspection.

Starting the inspection process

You may enter the weight / size line at any time after 5PM Day 0.

After weight and size, stop at the CSA desk for the control software check.

You may sign up at the Inspection desk for an in-pit inspection appointment starting at 5 PM. We invite you to sign up early.

Inspection Tips

It is rare for a robot to pass inspection on the first attempt. It is an iterative process.

PLEASE: Get inspected early, even if you are not ready. You might have an issue that takes time to fix.

All teams must connect to field as part of inspection.

You **MUST** pass inspection to earn qualifying points.

WPA Key Assignment

Your robot radio (WPA Key) must be reprogrammed at each event you attend.

This is required to connect & compete at the field.

A kiosk (with instructions) is provided for you to program your radio.

- The kiosk will be located at inspection or pit admin

Word to the Wise

Day 0 is not the final build day. It is pass inspection day!

Do not be bashful about asking for help. We have all been there before.

What you should bring to check in

Team Rosters with all your STIMS information to **EACH** of your events (including handwritten consent forms for anyone not listed on your TIMS roster) – The expectation is that your students/mentors have registered online, please only bring printed rosters for those who absolutely can't get registered online

All cords should be labeled with your team number on BOTH ends so we can figure out what plugs in where.

You **MUST BRING YOUR OWN SAFETY GLASSES**

- For your entire team, parents, mentors and **visitors**
- We will not have safety glasses on site for participants or spectators

Veteran Teams

Bring Spare Parts

Please consider bringing unused sensors, motors, control units, and hardware for loan to other teams.

Please look around and if you see a team in need, take time to help get their robot ready to compete!

Load in day is for Inspection

Your primary goal for Day 0 is to get your robot to pass inspection.

This is a short and intense activity. Preparation is the key to making it a good day.

Asking for help is a good thing. Providing another team help is the highest honor in *FIRST*. Don't be bashful.

Teams with lower numbers have experience

Day 1 before matches start can be quite busy, don't wait until the last minute to get your robot through inspection!

End of Day 0

The pits close at 8:00PM on Day 0.

You **MUST BE OUT OF THE BUILDING** before 8:00PM.

We dislike doing it, but we will come lead you out of the building starting at 7:55PM. No exceptions.

Drivers Meeting at 8:30 am Day 1

- The Drivers Meeting is scheduled for 8:30 pm Day 1
- The Q & A will be handled a like last year
 - Pit Admin will have a paper Q & A forms
 - Team members can fill out the form with their questions and turn them in at Pit Admin
 - The deadline to turn in forms is **prior to pits closing Day 0**
 - Forms turned in on Day 1 may not be addressed at the drivers meeting
 - **Remember, judging and inspection are both happening during the morning as well. Make sure you have students in your pits.**

Practice Rounds: Day 1 morning

Practice matches are scheduled, and will run Day 1 according to the schedule the FTA's put together

It is very common for teams not to be ready for their scheduled match in the mornings. We will accept teams on a first come/first served basis who wish to take an unscheduled practice round. Check in with the Lead Queuer to get on the list. **You must be through inspection to get on the list for unscheduled practice matches.**

Priority will always be given to teams scheduled and/or teams who have not been on the field at least once. Be gracious and professional if you get bumped for a higher priority team.

Connecting to the field: The Final Step

If you run a practice match during Day 1 morning, the field computer will remember that as your last step of the inspection process.

If you are unable to make a practice match, we are going to ask you to take your robot and control system out to the field for a quick 5 minute test to ensure your system can connect to the field. Your robot will not be on the field, we will simply connect it to the field while sitting on your cart.

THIS IS A MANDATORY STEP!

Many simple issues are solved by doing this that would otherwise cause you problems when it really counts!

Machine Shop Open: Day 1

We have a volunteer machine shop onsite to help you fabricate replacement parts.

The shop has small mills, lathes, and various other tools.

ONLY AUTHORIZED MACHINE SHOP VOLUNTEERS MAY USE THESE TOOLS!

We have excellent volunteer machinists. However, there are limits to what they can do for your team.

We **may** have a TIG welder

The machine shop has request forms for your team. It will be located near the loading ramp on the arena floor.

In general, the machine shop will NOT loan you tools.

Day 2: Load Out

No parking in load out area.

Load out during playoff rounds on Day 2 is fine

Reminder, if you have agreed to be a backup robot, you should wait to load out so you can be prepared to compete if needed.

Activities

Menstrual Equity Host: 2412

Quiet Room: **No, we have no host for this event**

Activities:

- Sr Photo on the field 1 pm Day 1
- Alumni Photo on the field end of matches Day 1
- Mentor Coffee Day 2: 7am

Workshops:

- GEMS (Gender Equity Movement in STEM) hosted by 948 & 9036
- CTSO Discussion hosted by Alida Mendes-MacCracken
- Leadership Listening with Adrienne Collins, Eric Stokely & Alida Mendes-MacCracken
- Starting Your Own Community Alliance hosted by 949
- Advocacy Workshop hosted by 2412
- Team Sustainability Workshop hosted by 1899
- DEI Workshop hosted by 1899



Gender Equity Movement in STEM

We help gender minorities
SHINE as future members
of the STEM world!



**Join our Discord to be a
part of future events
and activities!**



About Us

Founded by Zaakirah Ali in 2023, GEMS (formerly WINS) is dedicated to promoting gender equity in STEM. During the 2023-2024 Crescendo season, we hosted gender bias workshops at local competitions like Glacier Peak, Sammamish, and the 2024 PNW Districts in Portland.

In the off-season, we continued our advocacy at Girls Gen 2023, where we were awarded the Judges Award for our efforts towards gender equity and awareness plans.

Together, GEMS continues to build a more inclusive future in STEM, empowering gender minorities to lead with confidence and break down barriers.

FIRST as a CTSO Workshop

Hosted by FIRSTWA and local CTE Teachers

Interested in using FIRST as a CTSO but don't know where to start?

Need help filling out a Program of Work or organizing a team structure?

Getting pushback from your director or district about not using one of the
8 recognized CTSOs?

**Come to the FIRST as a CTSO Workshop to ask questions, get
community support, or share your own experiences with others!**

Sessions will be held at all District Events in Washington State.
Please see the individual event schedules for workshop date and time.

FIRSTWA Listening Session

Hosted by FIRSTWA staff and community members

FIRSTWA strives to make your team's experience the best it can be!

Support us in this mission by dropping by our listening session and telling us:

- What is working for your team
- What has negatively impacted your team
- Where you most need support



Sessions will be held at all FRC District Events and the District Championship Event.
Please see the individual event schedules for workshop date and time.



Learn the secrets behind the **Bellevue Alliance** along with tips and tricks for setting up your own local FRC alliance!

Discover the **power of local alliances** and how it can benefit the broader FRC community

Get help building your alliance and supporting your team

ADVOCACY WORKSHOP

- **LEARN:**
 - **HOW TO ADVOCATE**
 - **HOW TO FORM AN ASK**
 - **HOW TO ADVOCATE TO DIFFERENT LEVELS OF GOVERNMENT**
 - **HOW TO GIVE A SPEECH**
- **LED BY ADVOCACY VETERANS!**

AND HOSTED BY:



TEAM SUSTAINABILITY WORKSHOP

*Hosted By: 1899 –
Saints Robotics*



- Learn about the 4 pillars of sustainability
 - Mentors, Members, Space, Funding
- Network and brainstorm with other teams
- Assess your own team's sustainability goals

DEI Workshop

Hosted by Saints
Robotics 1899



Learn about the basics of DEI and how it supports your team



Empower yourself and others to embrace inclusive practices



Share your identity and experiences with others in a safe space

Sponsors Tabling at this event

We will have 2 sponsors at this event. Make sure to stop by, say hi and tell them about your team!

- GESA Credit Union
- Polymer Shapes

Queueing App (Nexus)

We will be the queueing app at our events again this year. We are hoping that it makes queueing easier both for teams and volunteers.

Note: **This does not replace the queueing volunteers. If a volunteer is asking you to queue, follow their direction please.**

With the queueing app, you will be able to:

- Set up notifications for up to people
- Set up notifications for 1 channel (slack or discord)
- Anyone can look on their phone to see who is being queued

Queueing App (Nexus)

You will receive a QR code in your check in packet that will help you set up the team members to be notified.

Note: This is not an official FIRST app and we do not guarantee that it is accurate but hope as our queueing team gets comfortable with the app, it will be a helpful tool to teams. If a queuer comes to get you in your pit, please follow their instructions.

Alliances Selection – Important Changes

10.6.1 ALLIANCE Selection Process

At the end of the Qualification MATCHES, the top 8 ranked teams become the ALLIANCE Leads. The ranked ALLIANCES are designated, in order, ALLIANCE 1, ALLIANCE 2, etc., down to ALLIANCE 8. Using the ALLIANCE selection process described in this section, each ALLIANCE Lead chooses 2 other teams to join their ALLIANCE.

A break of 8 minutes (8:00) occurs between the posting of scores from the last qualification match (scheduled or replay, whichever comes later) and the start of the ALLIANCE Selection process for events that host Alliance Selection shortly after QUALIFICATION MATCHES. At the end of this break, ALLIANCE 1 is “on the clock” as defined below in [T605](#).

T601 *Send your STUDENT representatives. Each team must choose and send a minimum of one and a maximum of three STUDENT team representatives. Representative(s) must report to the ARENA before the start of ALLIANCE Selection.

Violation: Team is ineligible for the Playoff Tournament if they are not represented by the time they are announced.

If an absent team would have been an ALLIANCE Lead, all lower ranked ALLIANCE Leads are promoted 1 spot.

The designated STUDENT representative from each ALLIANCE Lead is called the ALLIANCE CAPTAIN (if the ALLIANCE has sent multiple STUDENT representatives, they must designate only one as the ALLIANCE CAPTAIN). This representative may change between ALLIANCE selection and Playoff MATCHES.

T602 *STUDENTS must outnumber adults. A non-STUDENT may additionally be a representative from a team if the team has exactly two STUDENT representatives.

Violation: Non-STUDENT must leave the ARENA

These are the possible combinations of ALLIANCE Selection representatives between [T601/T602](#):

- One STUDENT
- Two STUDENTS
- Three STUDENTS
- Two STUDENTS and one non-STUDENT



Alliances Selection – Important Changes

The ALLIANCE selection process consists of rounds in which each ALLIANCE CAPTAIN invites a team ranked below them in the standings to join their ALLIANCE. The invited team's representative must either accept or decline the invitation immediately. If the team accepts, it becomes a member of that ALLIANCE. This process results in 8 ALLIANCES of 3 teams.

Each round is complete when all ALLIANCES have added one additional team, and each round must be complete before the next round can begin. In round 1 selections are made in descending order (ALLIANCE 1 to ALLIANCE 8), whereas in round 2 selections are made in ascending order (ALLIANCE 8 to ALLIANCE 1).

T603 *Only STUDENTS may use the mic. Only a single STUDENT from the invited team is allowed to accept/decline.

Violation: The team is assumed to have declined.

T604 *Only the ALLIANCE CAPTAIN may invite an ALLIANCE. The ALLIANCE CAPTAIN is the only representative of the ALLIANCE who may approach the emcee and make a valid pick via the microphone.

Violation: Pick does not count, and pick timer continues to count down.

T605 *Picks are time limited. Once the emcee requests an ALLIANCE'S selection, the ALLIANCE is considered "on the clock" and the pick timer begins to countdown. In round 1, the timer begins at 45 seconds (0:45), in round 2 the timer begins at 1 minute and 30 seconds (1:30). A sound will play to indicate that there are 5 seconds left on the timer and a buzzer will go off to indicate the end of the time. The ALLIANCE CAPTAIN must make a good faith effort, as determined by the FTA or their designee, to state a valid team selection before the expiration of the pick timer.

Violation: The ALLIANCE is skipped, and the emcee moves to the next ALLIANCE, unless the selection is the last of a round in which case the ALLIANCE receives the next highest-ranked unselected team to the ALLIANCE.

The time remaining on the pick timer is displayed on the FIELD timers. Please note that audio cues are intended as a courtesy to participants and not intended as official markers.

A valid team selection includes any team who has not yet accepted or declined an invitation to join another ALLIANCE and is not an ALLIANCE Lead that has had a pick timer violation. If an ALLIANCE CAPTAIN attempts to select a team that is not valid, the pick timer continues to run until it either expires, or a different (valid) team is invited to join the ALLIANCE.

Examples of good faith efforts to state a valid team selection include but are not limited to:

- A. Walking safely towards the emcee when the clock hits zero
- B. Starting to state a team as the clock hits zero

Examples that are not considered good faith efforts to quickly state a valid team selection include but are not limited to:

- C. Continuing to talk with your ALLIANCE partners without moving towards the emcee
- D. Talking into the microphone for more than approximately 30 seconds without clearly stating a team number to invite

If an ALLIANCE CAPTAIN extends a valid invitation and the invited team declines, the pick clock resets to the time for the designated round and restarts immediately.

Alliances Selection – Important Changes

After each accepted ALLIANCE invitation or [T605](#) violation, the emcee invites any ALLIANCE CAPTAINS that received a [T605](#) violation in that round to make their selections. Each ALLIANCE CAPTAIN may either indicate that they are ready to make their selection (and immediately do so as determined by the FTA or their designee) or indicate that they are not yet ready, and they will be revisited after the next accepted invitation or [T605](#) violation. If there are multiple ALLIANCE CAPTAINS that have received [T605](#) violations, they are revisited in the same order in which they received their violations.

The ALLIANCE CAPTAIN with the last selection of a given round may not be the ALLIANCE CAPTAIN *scheduled* to have the final pick. For example, imagine in round 1 that ALLIANCES 1-6 have all made valid selections and ALLIANCE Lead 7 receives a [T605](#) violation. If ALLIANCE Lead 8 makes a valid selection, then ALLIANCE Lead 7 now has the final selection of round 1.

A break of 2 minutes (2:00) occurs between each round of selections. At the conclusion of the break, the ALLIANCE scheduled to make the next selection goes “on the clock” and their timer begins per [T605](#).

T606 *Declining teams can’t be picked. An ALLIANCE CAPTAIN may not invite a team that has declined another ALLIANCE’S invitation to participate in the Playoff tournament. Declining teams are ineligible to be a BACKUP TEAM.

Violation: The ALLIANCE CAPTAIN must make another selection and pick timer continues to count down.

An ALLIANCE Lead that declines an invitation from another ALLIANCE is able to invite teams to join their ALLIANCE but may not be invited to join another ALLIANCE.

At the conclusion of ALLIANCE selection, the highest ranked unselected teams are eligible to become a BACKUP TEAM, as defined in section [10.6.3 BACKUP TEAMS](#).

10.6.2 Playoff MATCH Bracket

The double elimination tournament consists of an Upper and Lower bracket as shown in [Figure 10-2](#). Each ALLIANCE begins with a slot in the Upper bracket. If an ALLIANCE wins a MATCH in the Upper bracket, they remain in the Upper bracket. If an ALLIANCE loses a MATCH in the Upper bracket, they transition to the Lower bracket. ALLIANCES in the Lower bracket must win any subsequent MATCHES (except for finals) to remain in the tournament, i.e. once they lose a MATCH, they’re out of the tournament.

In Round 1, the higher ranked ALLIANCE is assigned to the red ALLIANCE. For subsequent rounds, ALLIANCE color is assigned as shown in [Figure 10-2](#), regardless of ALLIANCE rank at the start of the Playoff tournament.

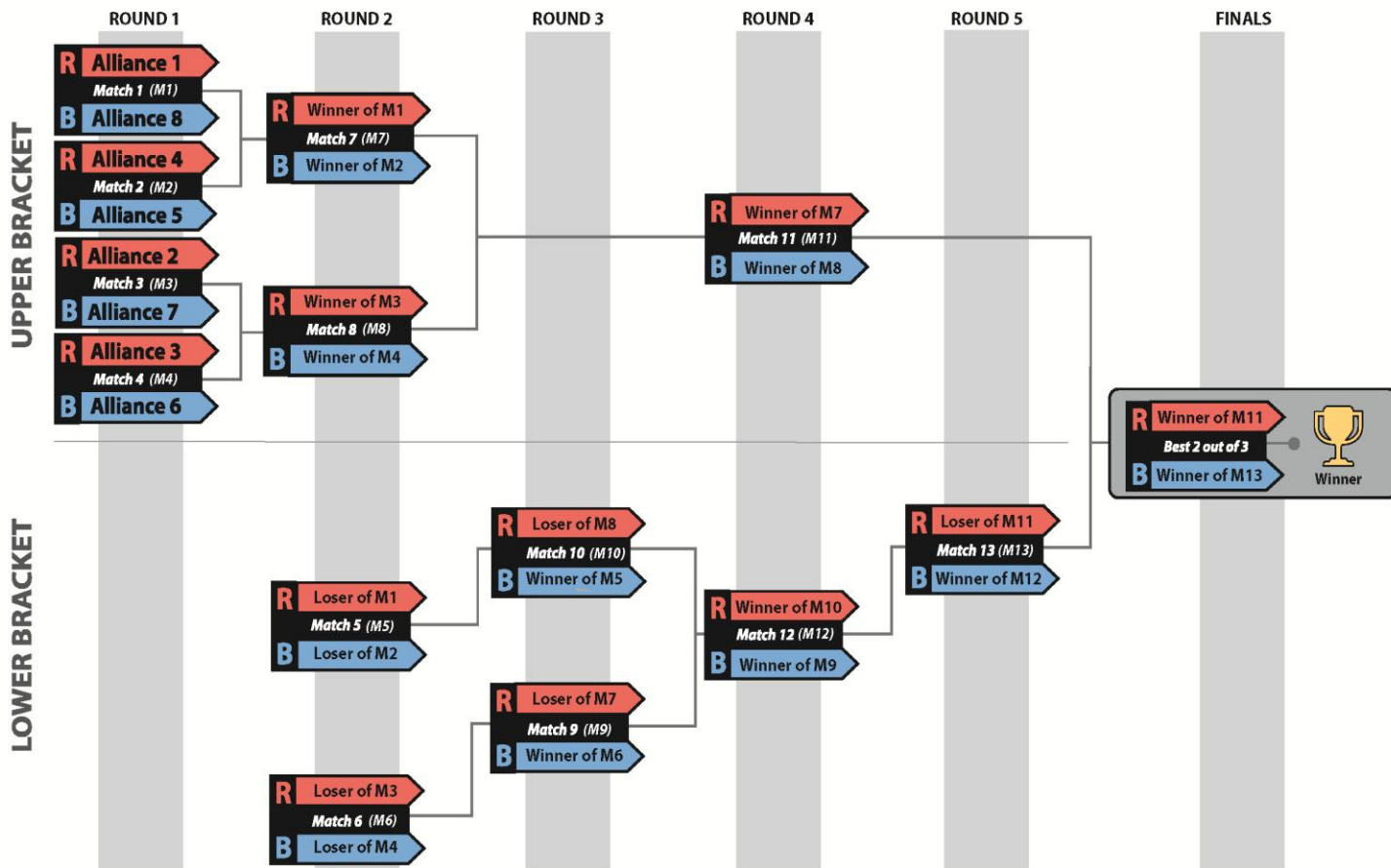
Backups

If you are not chosen for an alliance, please stick around in the “alliance selection area” for a few moments. Our Lead Queuer will be coming around with a form asking if you can/will stay around to be a back up.

- Please be prepared to answer this question in the event you are not picked for an alliance
- IF you sign the form stating you will stay you need to commit to staying. If you leave, you may be depriving one of the competing teams of a 3rd alliance partner in the event they need a back up. If you are gone, they will **NOT** go to the next team in line.
- Be sure you understand your ranking at the end of alliance selection and are prepared to compete!
- Alliances, make sure you understand the rules for calling a back up.



Double Elimination Bracket



Round	MATCH	Upper/ Lower	Gap (min)				Next MATCH (MATCH # (ALLIANCE color))	
			Blue	Red	Blue	Red	Winner	Loser
1	1	Upper	8	1			M7 (R)	M5 (R)
	2	Upper	5	4			M7 (B)	M5 (B)
	3	Upper	7	2			M8 (R)	M6 (R)
	4	Upper	6	3			M8 (B)	M6 (B)
2	5	Lower	L2	L1	0:24	0:33	M10 (B)	
	6	Lower	L4	L3	0:15	0:24	M9 (B)	
	7	Upper	W2	W1	0:42	0:51	M11 (R)	M9 (R)
	8	Upper	W4	W3	0:33	0:42	M11 (B)	M10 (R)
3	9	Lower	W6	L7	0:24	0:15	M12 (B)	
	10	Lower	W5	L8	0:42	0:15	M12 (R)	
6-minute break								
4	11	Upper	W8	W7	0:27	0:36	M14 (R)	M13 (R)
	12	Lower	W9	W10	0:27	0:18	M13 (B)	
15-minute awards break: Imagery, Gracious Professionalism, Team Spirit, and Rising All Star								
5	13	Lower	W12	L11	0:18	0:27	M14 (B)	
15-minute awards break: Autonomous, Creativity, Quality, and Industrial Design								
Finals	14		W13	W11	0:18	0:48	M15	M15
15-minute awards break: Innovation in Control, Excellence in Engineering, Team Sustainability, Judges								
Finals	15		W13	W11	0:18	0:18	M16*	M16*
15-minute awards break: Rookie All Star, Dean's List, Engineering Inspiration**								
Finals	16*		W13	W11	0:18	0:18		
Awards: Remaining awards, Finalists, Winners, and FIRST Impact Award								

What to know

During the quarter & semi final rounds

- There is a upper bracket and a lower bracket so you will not play the same team in every match
- You are out after 2 losses
- There is one 6 minute break prior to the awards breaks
- Match cycle times will be slower than the qualification rounds

What to know

During the finals rounds

- This round is the best 2 out of 3 (Does not matter if you have a loss from the quarter or semi final rounds)
- There are 15 minute breaks between each round
- We will hand out awards during the 15 minute breaks
 - There may be times when the awards take longer than 15 minutes, however, **the expectation is that your team will be prepared to take the field at the end of 15 minutes.**

Thanks for viewing

You can contact acollins@firstwa.org with additional questions

These slides will be posted on the event page on firstwa.org